

G432

Surround Sound
Gaming Headset



User Manual



CONTENTS

English	3	Česká verze	78
Deutsch	8	Slovenčina	83
Français	13	Українська	88
Italiano	18	Eesti	93
Español	23	Latviski	98
Português	28	Lietuvių	103
Nederlands	33	Български	108
Svenska	38	Hrvatski	113
Dansk	43	Srpski	118
Norsk	48	Slovenščina	123
Suomi	53	Română	128
Ελληνικά	58	Türkçe	133
По-русски	63	138	العربية
Po polsku	68	143	עברית
Magyar	73		


www.logitech.com/support/g432

WHAT'S IN THE BOX

1

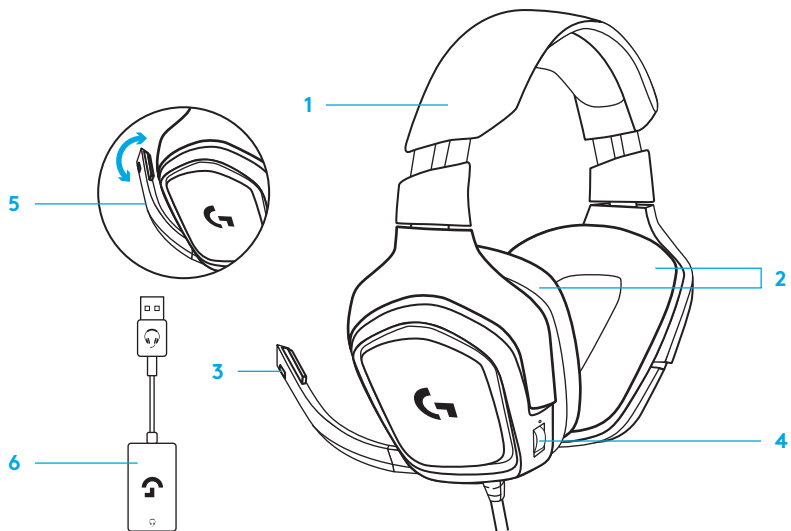


1. G432 Gaming Headset
2. Splitter cable



3. USB audio adapter

FEATURES



1. Headset

2. Removable earpads

3. Microphone

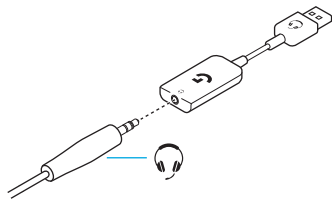
4. Volume control

5. Flip to mute microphone

6. USB audio adapter

SETUP

1

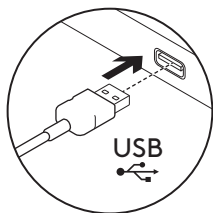


2



www.logitech.com/support/g432

3

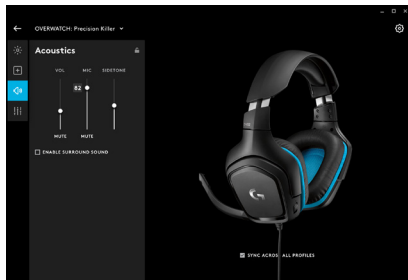


4



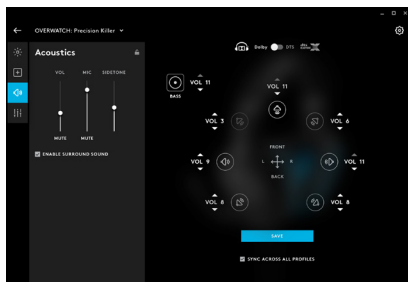
Start G432 software for best experience.

CHANGING HEADSET SETTINGS



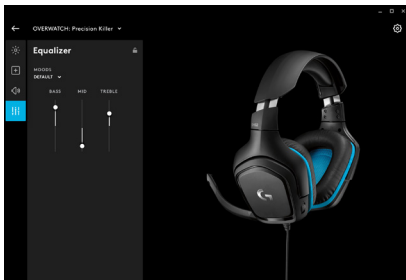
Acoustics

- Headset and microphone volume



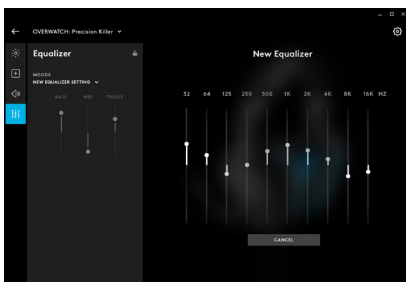
SurroundSound

- DTS Headphone: X 2.0



Equalizer

- Bass and treble control



Custom Equalizer

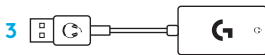
- EQ settings

INHALT

1

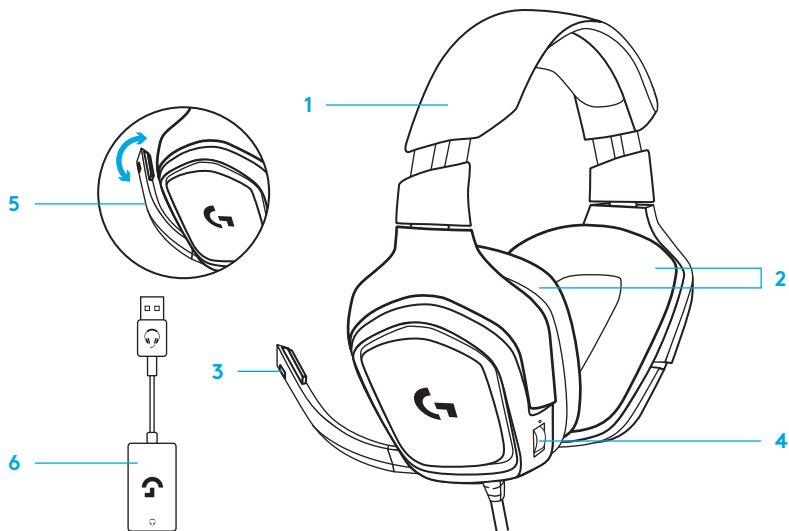


1. G432 Gaming-Headset
2. Splitterkabel



3. Adapter für USB-Audio

PRODUKTEIGENSCHAFTEN



1. Headset

2. Abnehmbare Ohrpolster

3. Mikrofon

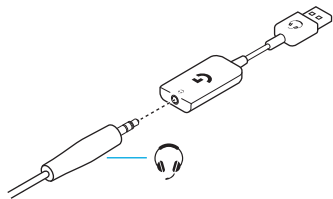
4. Lautstärkeregelung

5. Mikrofon mit Stummschaltung
durch Hochklappen

6. Adapter für USB-Audio

EINRICHTUNG

1

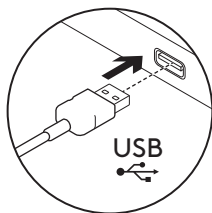


2



www.logitech.com/support/g432

3

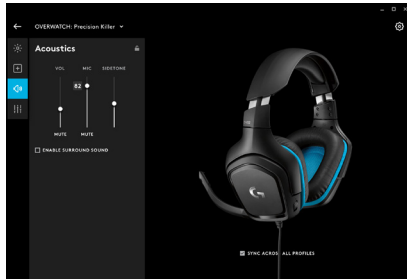


4



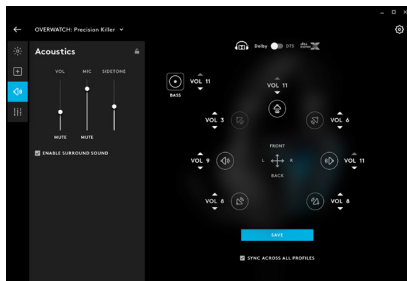
Starte die G432-Software
für ein optimales Spielerlebnis.

ÄNDERN DER HEADSET-EINSTELLUNGEN



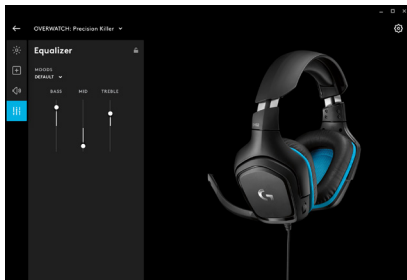
Akustik

- Lautstärke des Headsets und Mikrofons



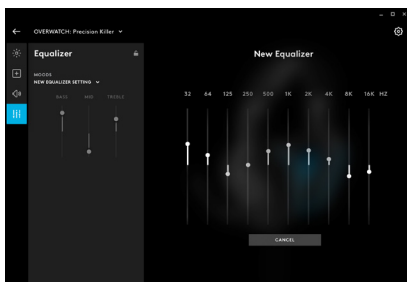
Surround-Sound

- DTS-Kopfhörer: X 2.0



Equalizer

- Steuerung von Tiefen und Höhen



Benutzerdefinierter Equalizer

- EQ-Einstellungen

CONTENU DU COFFRET

1

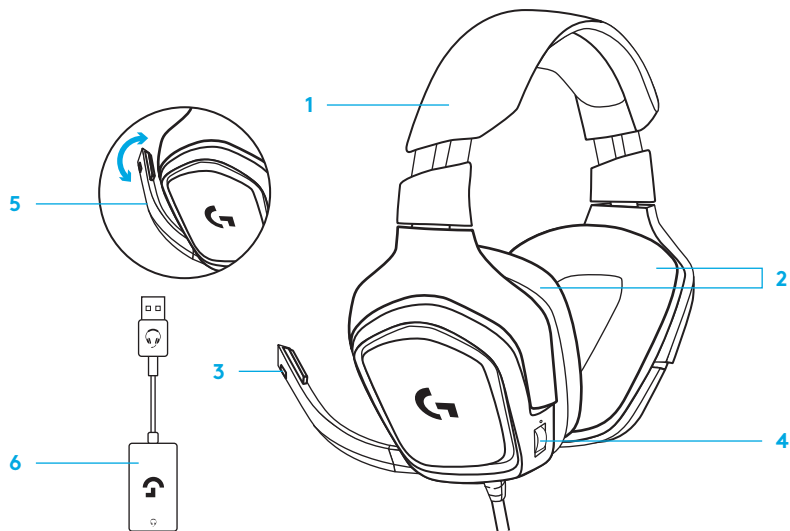


1. Casque gaming G432
2. Câble séparateur



3. Adaptateur audio USB

FONCTIONNALITÉS



1. Casque

2. Coussinets amovibles

3. Microphone

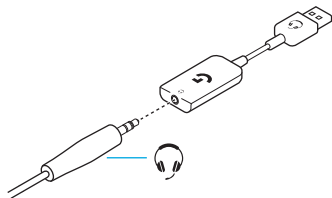
4. Contrôle du volume

5. Microphone avec fonction de sourdine
Flip-up

6. Adaptateur audio USB

INSTALLATION

1

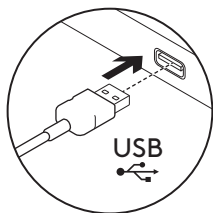


2



www.logitech.com/support/g432

3

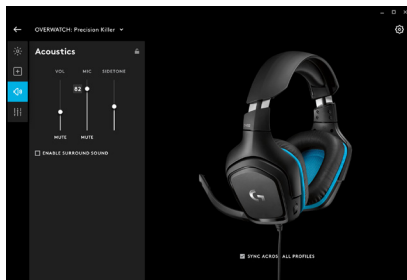


4



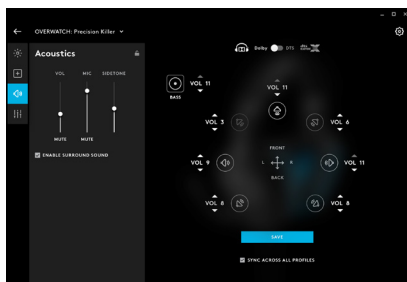
Lancez le logiciel G432 pour optimiser l'utilisation de votre casque.

MODIFICATION DES PARAMÈTRES DU CASQUE



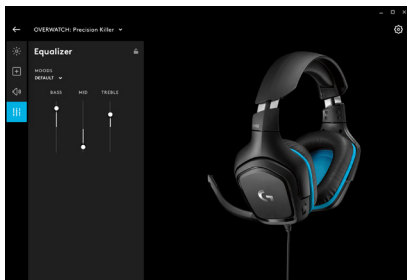
Acoustique

- Volume du casque et du micro



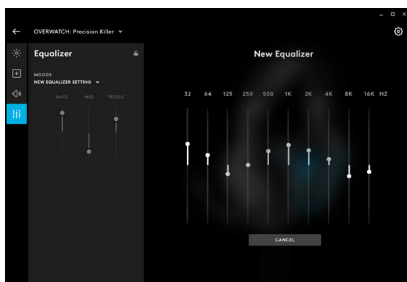
Son surround

- DTS Headphone: X 2.0



Egaliseur

- Réglage des graves et des aigus



Égaliseur personnalisé


- Paramètres d'égaliseur

CONTENUTO DELLA CONFEZIONE

1

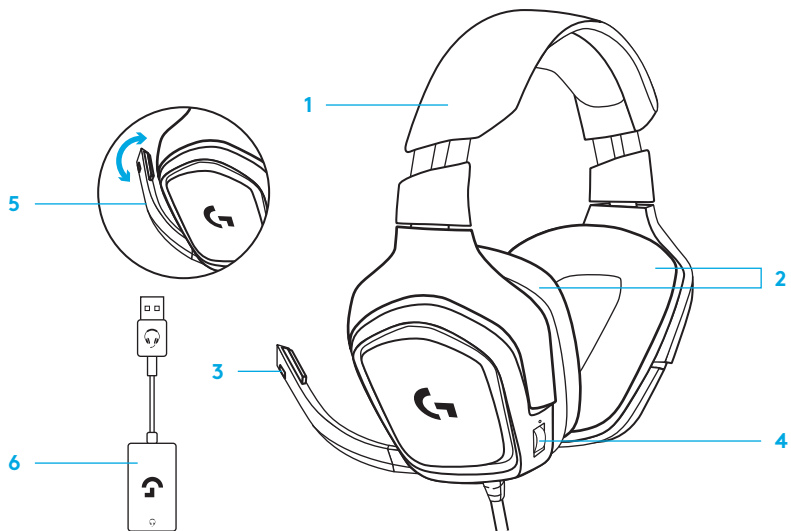


1. Cuffia con microfono per gaming G432
2. Cavo splitter



3. Adattatore audio USB

CARATTERISTICHE

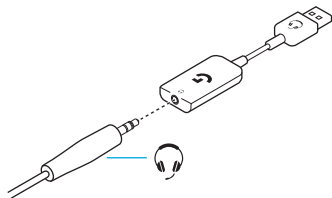


- 1. Cuffie con microfono
- 2. Imbottiture rimovibili
- 3. Microfono

- 4. Regolazione del volume
- 5. Microfono flip-to-mute
- 6. Adattatore audio USB

INSTALLAZIONE

1

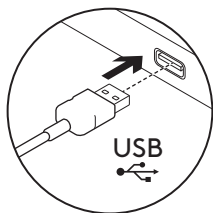


2



www.logitech.com/support/g432

3

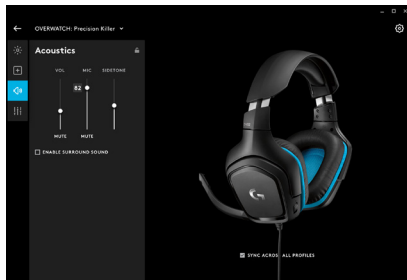


4



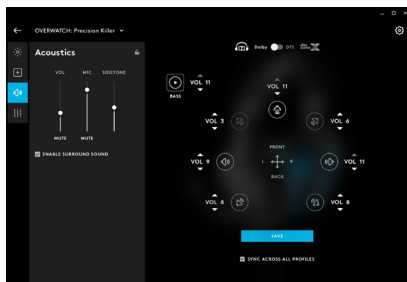
Avvia il software G432
per prestazioni ottimali.

MODIFICA DELLE IMPOSTAZIONI DELLE CUFFIE



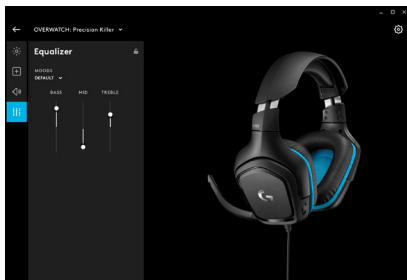
Acustica

- Volume delle cuffie e del microfono



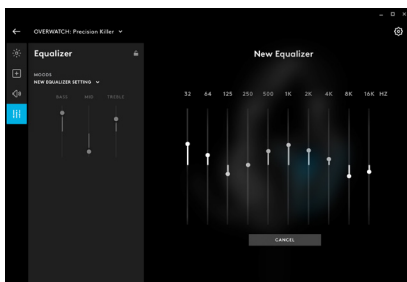
SurroundSound

- Cuffia DTS: X 2.0



Equalizzatore

- Controllo bassi e alti



Equalizzatore personalizzato

- Impostazioni equalizzatore

CONTENIDO DE LA CAJA

1



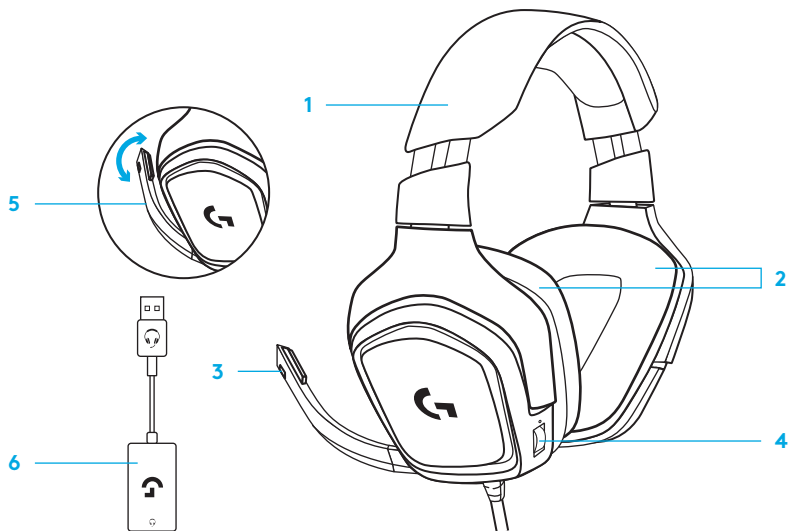
1. Auriculares con micrófono G432 para gaming

2. Cable divisor



3. Adaptador de audio USB

COMPONENTES



1. Auriculares

2. Almohadillas extraíbles

3. Micrófono

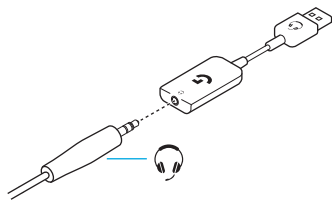
4. Control de volumen

5. Micrófono volteable para silenciar

6. Adaptador de audio USB

CONFIGURACIÓN

1

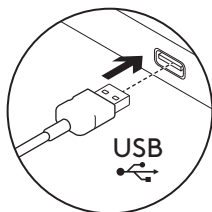


2



www.logitech.com/support/g432

3

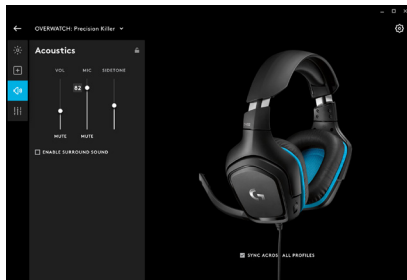


4



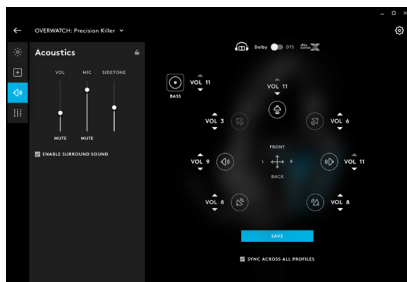
Inicia el software de G432 para una mejor experiencia.

CAMBIAR LA CONFIGURACIÓN DE LOS AURICULARES



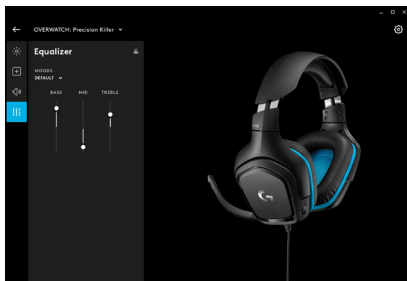
Acústica

- Volumen de auriculares y micrófono



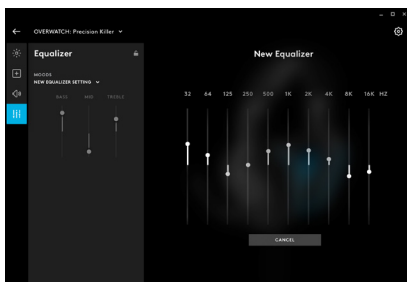
Sonido envolvente

- DTS Headphone: X 2.0



Ecualizador

- Control de graves y agudos



Ecualizador personalizado

- Configuración de ecualizador

ITENS INCLUÍDOS NA EMBALAGEM

1

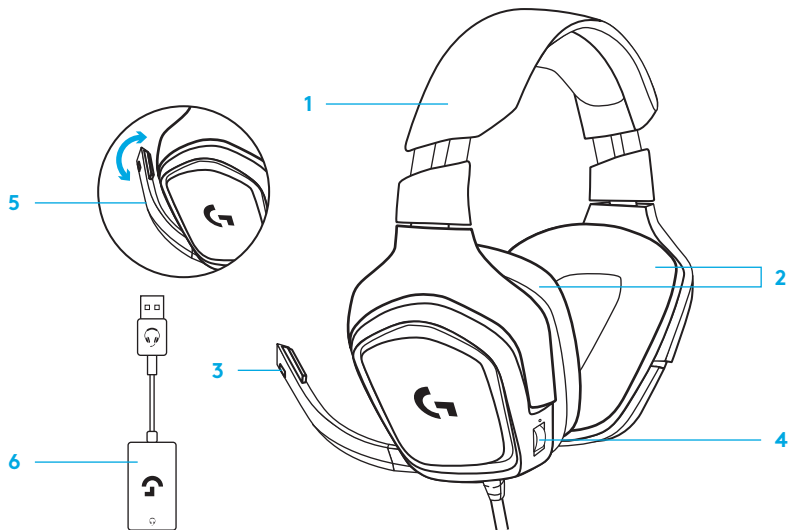


1. Auscultadores para jogos G432
2. Cabo divisor



3. Adaptador áudio USB

CARACTERÍSTICAS



1. Auscultadores

2. Almofadas de ouvido amovíveis

3. Microfone

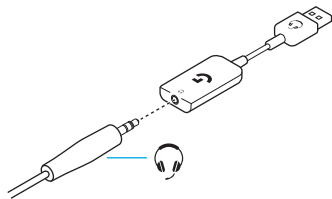
4. Controlo de volume

5. Rode para silenciar o microfone

6. Adaptador áudio USB

CONFIGURAÇÃO

1

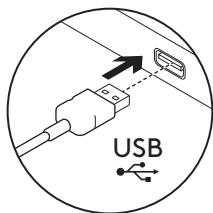


2



www.logitech.com/support/g432

3

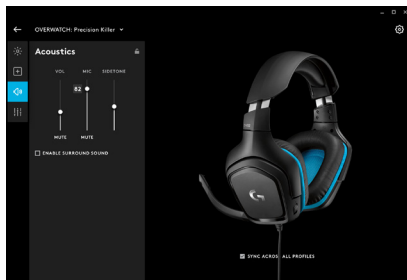


4



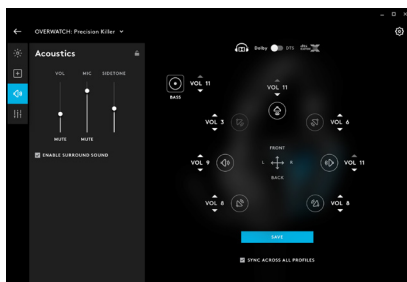
Inicie o software do G432 para obter a melhor experiência.

ALTERAR AS DEFINIÇÕES DOS AUSCULTADORES



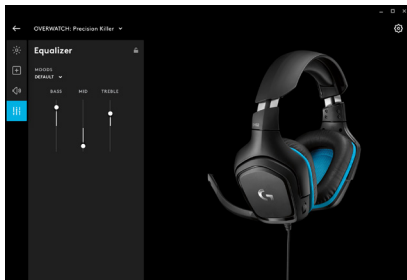
Acústica

- Volume dos auscultadores e microfone



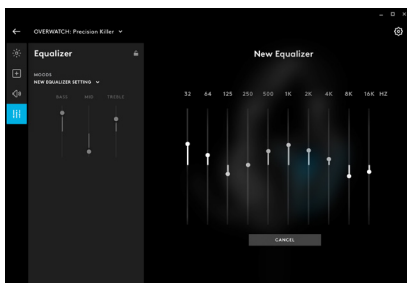
Som Surround

- Auriculares DTS: X 2.0



Equalizador

- Controlo de graves e agudos



Equalizador personalizado

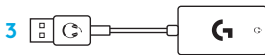
- Definições do EQ

INHOUD VAN DE DOOS

1

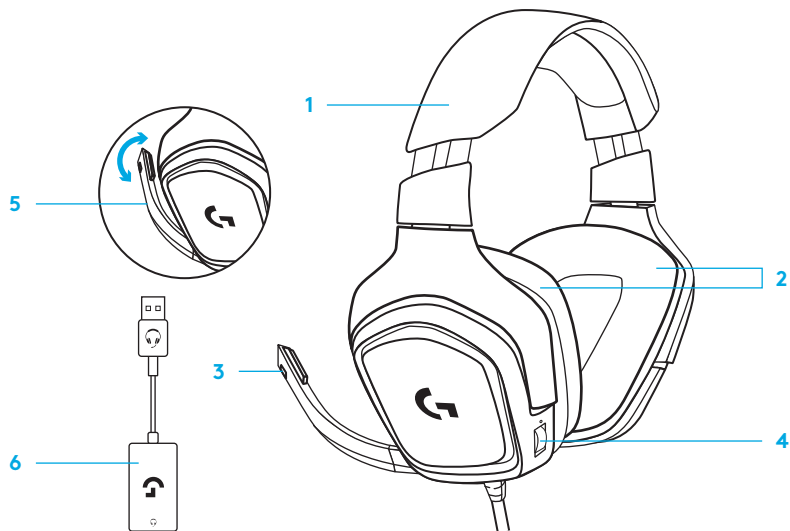


1. G432 Gaming Headset
2. Splitterkabel



3. USB-audioadapter

KENMERKEN



1. Headset

2. Verwijderbare oorstukjes

3. Microfoon

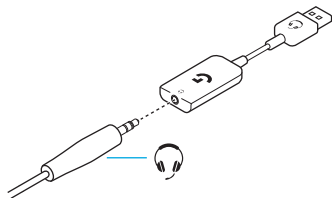
4. Volumeregeling

5. Flip-to-mute-microfoon

6. USB-audioadapter

INSTALLATIE

1

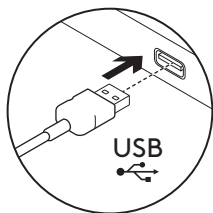


2



www.logitech.com/support/g432

3

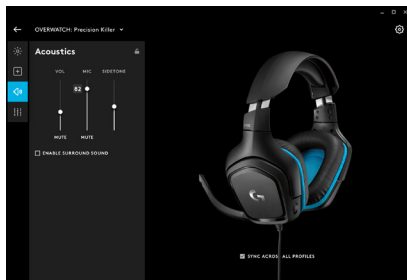


4



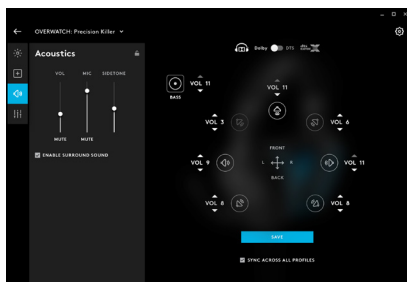
Start de G432-software voor de beste ervaring.

HEADSETINSTELLINGEN WIJZIGEN



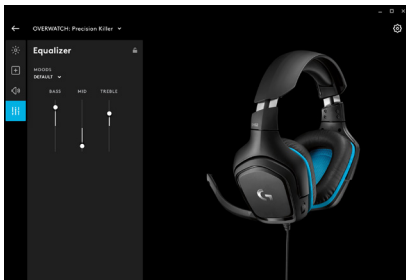
Akoestiek

- Headset- en microfoonvolume



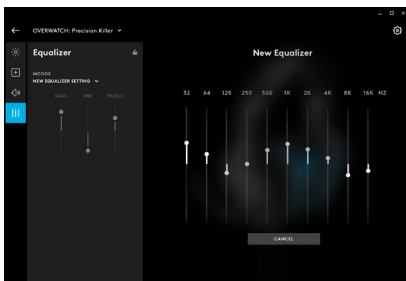
Surroundsound

- DTS Headphone: X 2.0



Equalizer

- Regeling voor bass en treble



Aangepaste equalizer

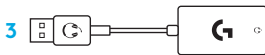
- EQ-instellingen

INNEHÅLL

1

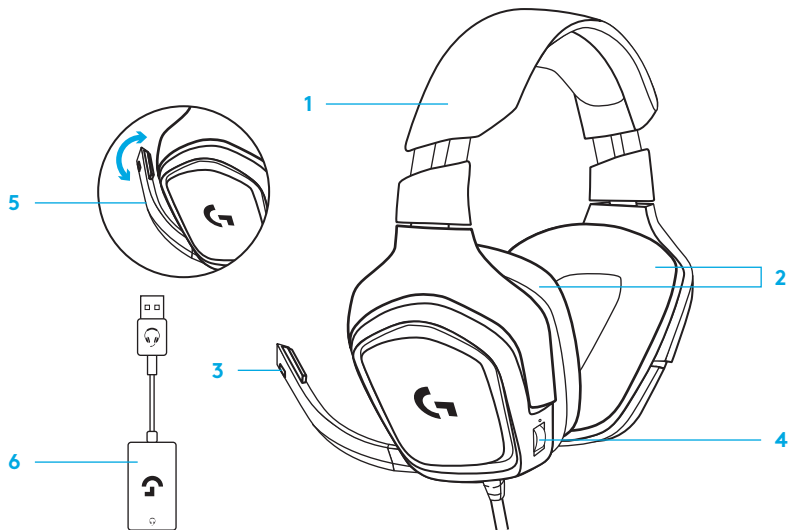


1. G432 spelheadset
2. Förgreningskabel



3. USB-ljudadapter

FUNKTIONER



1. Headset

2. Löstagbara öronkuddar

3. Mikrofon

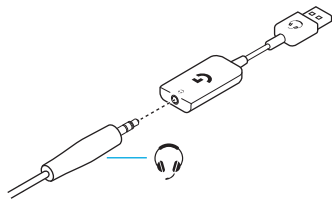
4. Volymreglage

5. Mikrofon som du vrider upp för ljud av

6. USB-ljudadapter

KONFIGURATION

1

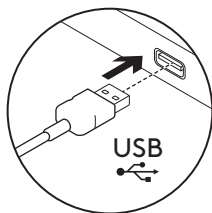


2



www.logitech.com/support/g432

3

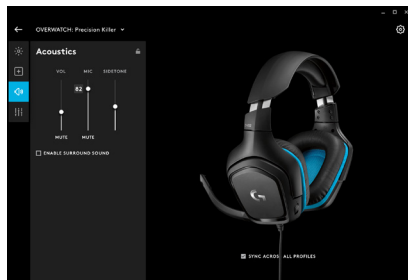


4



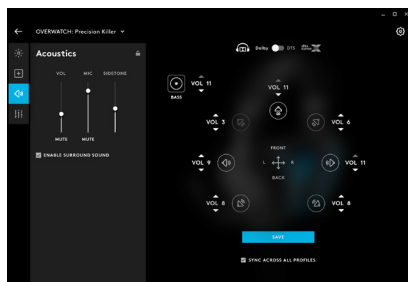
Starta G432-programvaran
för bästa upplevelse.

ÄNDRA HEADSET-INSTÄLLNINGAR



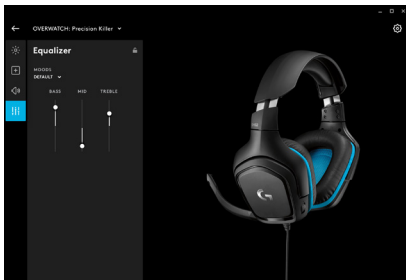
Akustik

- Headset- och mikrofonvolym



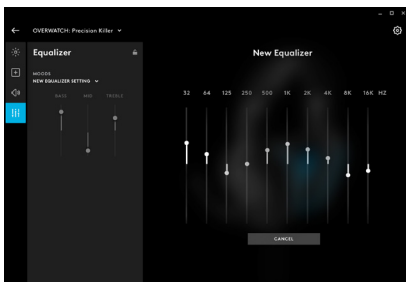
Surroundljud

- DTS-hörlurar: X 2.0



Equalizer

- Bas- och diskantkontroll



Anpassa equalizer


- EQ-inställningar

DET INDEHOLDER KASSEN

1

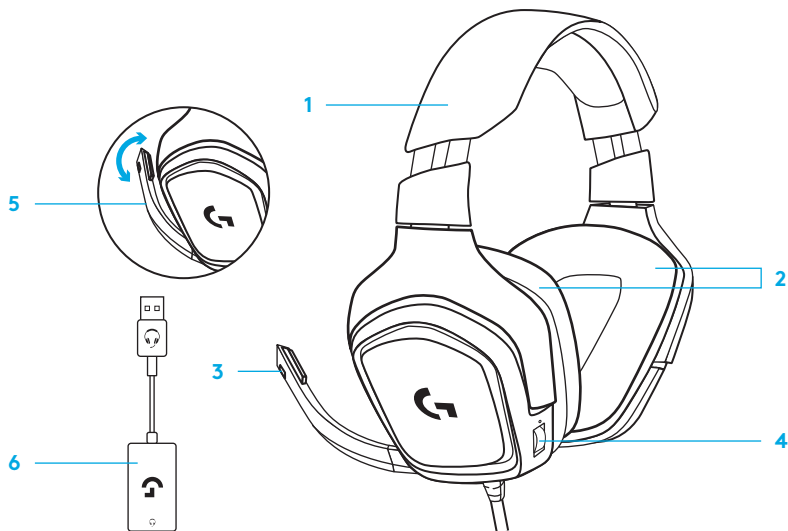


1. G432-gamingheadset
2. Splitterkabel



3. USB-adapter til lyd

FUNKTIONER



1. Headset

2. Ørepuderne kan udskiftes

3. Mikrofon

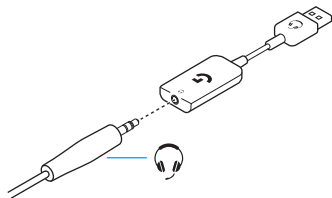
4. Justering af lydstyrken

5. Drejelig mikrofon

6. USB-adapter til lyd

KONFIGURATION

1

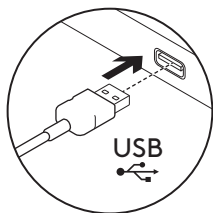


2



www.logitech.com/support/g432

3

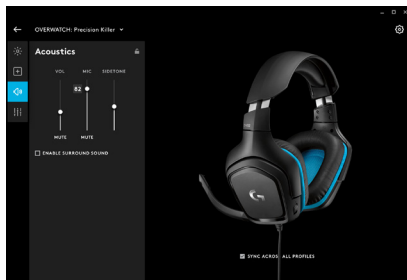


4



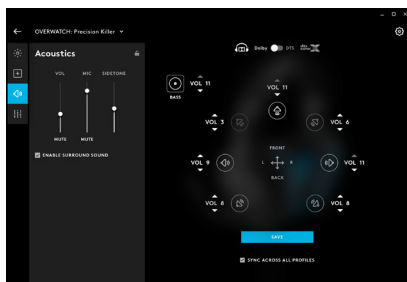
Brug G432-softwaren for at få det bedste ud af headsettet.

ÆNDRING AF HEADSETINDSTILLINGERNE



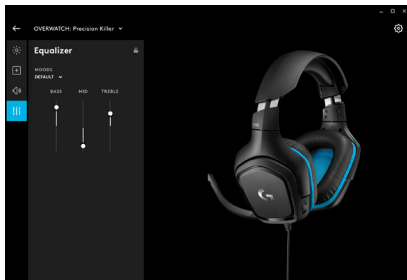
Akustik

- Lydstyrke for headset og mikrofon



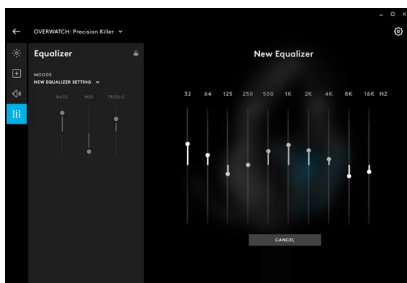
Surroundsound

- DTS Headphone: X 2.0



Equalizer

- Justering af bas og diskant



Equalizer

- EQ-indstillinger

I ESKEN

1

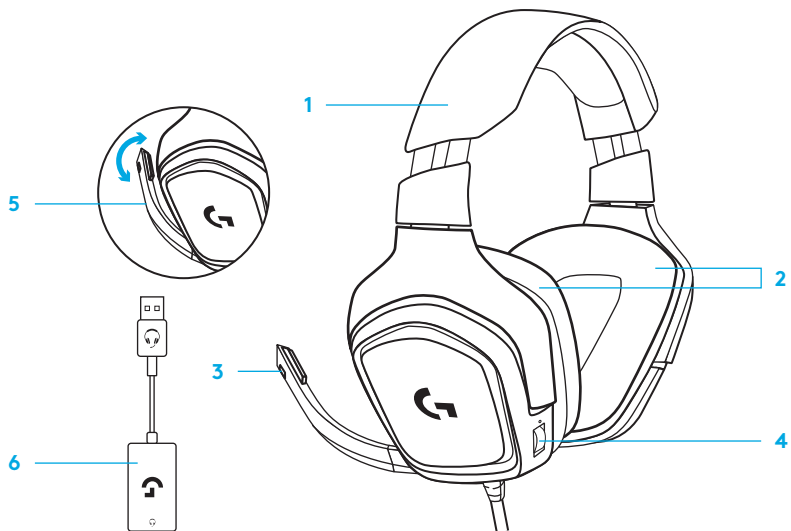


1. G432 Gaming Headset
2. Splitterkabel



3. USB-lydadapter

FUNKSJONER



1. Headset

2. Avtakbare øreperer

3. Mikrofon

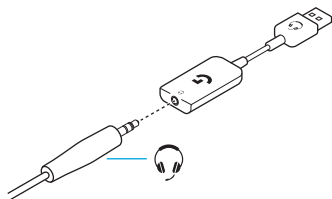
4. Volumkontroll

5. Vend-for-å-dempe-mikrofon

6. USB-lydadapter

OPPSETT

1

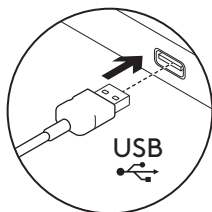


2



www.logitech.com/support/g432

3

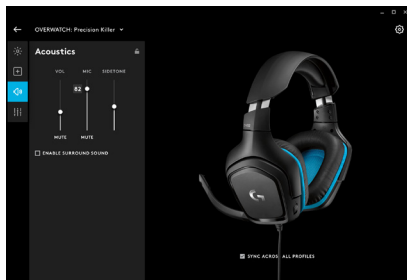


4



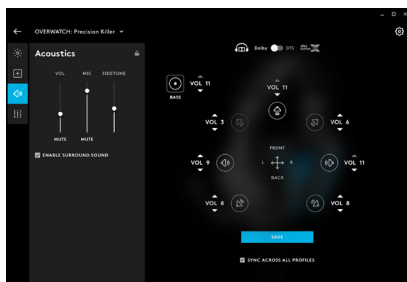
Start G432-programvaren for å få den beste opplevelsen.

ENDRE INNSTILLINGER FOR HEADSETTET



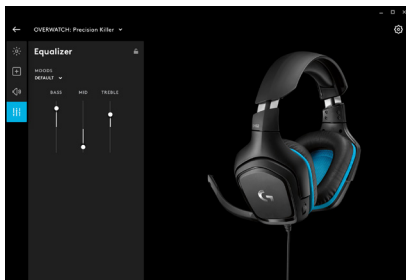
Akustikk

- Volum for headset og mikrofon



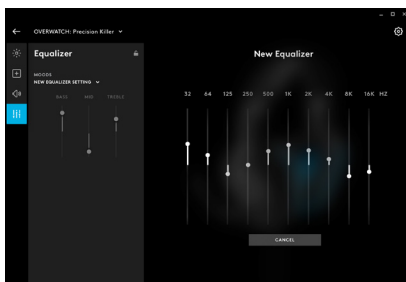
Surroundlyd

- DTS Hodetelefoner: X 2.0



Equalizer

- Kontroller for bass og diskant



Tilpasset equalizer

- EQ-innstillinger

PAKKAUKSEN SISÄLTÖ

1

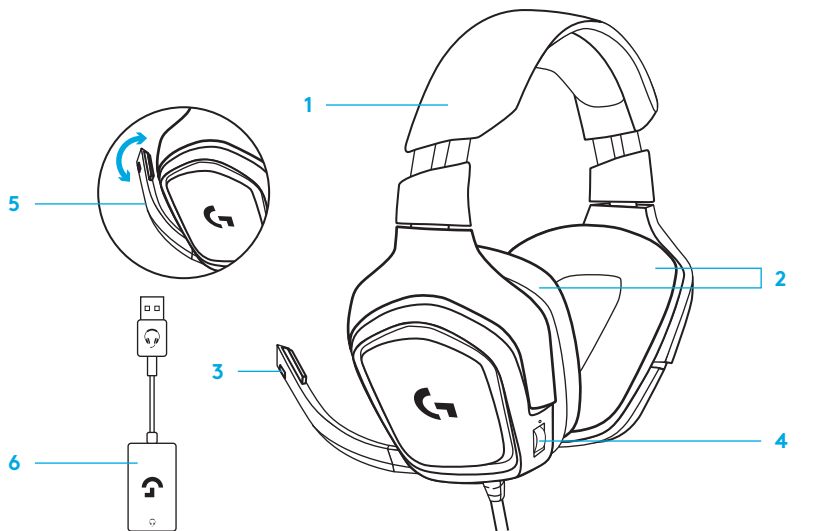


1. G432-pelikuulokemikrofoni
2. Sovitinjohto



3. USB-äänisovitin

OMINAISUUDET



1. Kuulokemikrofoni

2. Irrotettavat korvatyyny

3. Mikrofoni

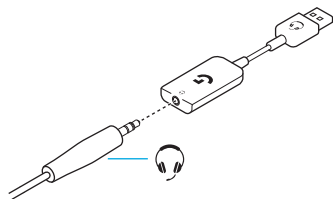
4. Äänenvoimakkuuden säädin

5. Kääntämällä vaimennettava mikrofoni

6. USB-äänisovitin

ASENNUS

1

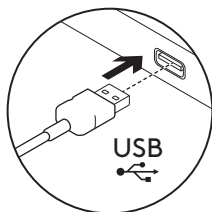


2



www.logitech.com/support/g432

3

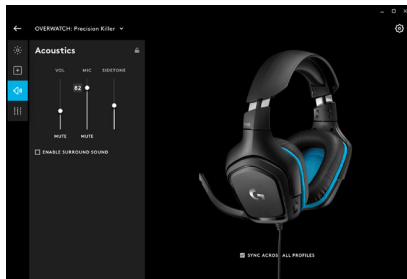


4



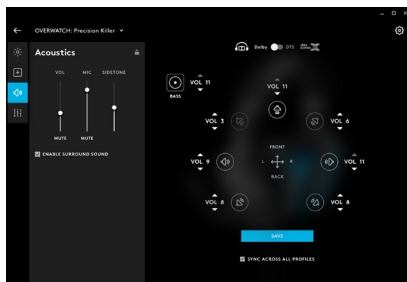
Parhaan pelikokemuksen saat
käynnistämällä G432-ohjelmiston.

KUULOKEMIKROFONIN ASETUSTEN SÄÄTÄMINEN



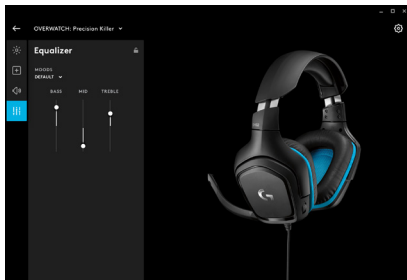
Akustiikka

- Kuulokkeiden ja mikrofonin äänenvoimakkuus



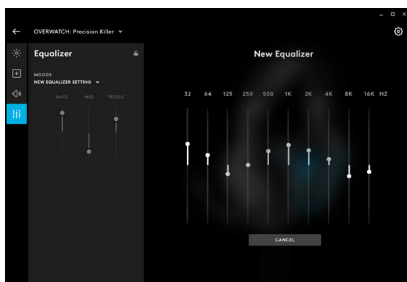
Tilaääni

- DTS-kuulokemikrofoni: X 2.0



Taajuuskorjain

- Basson ja diskantin säätimet



Mukautettu taajuuskorjain

- Taajuuskorjaimen asetukset

ΠΕΡΙΧΟΜΕΝΑ ΣΥΣΚΕΥΑΣΙΑΣ

1



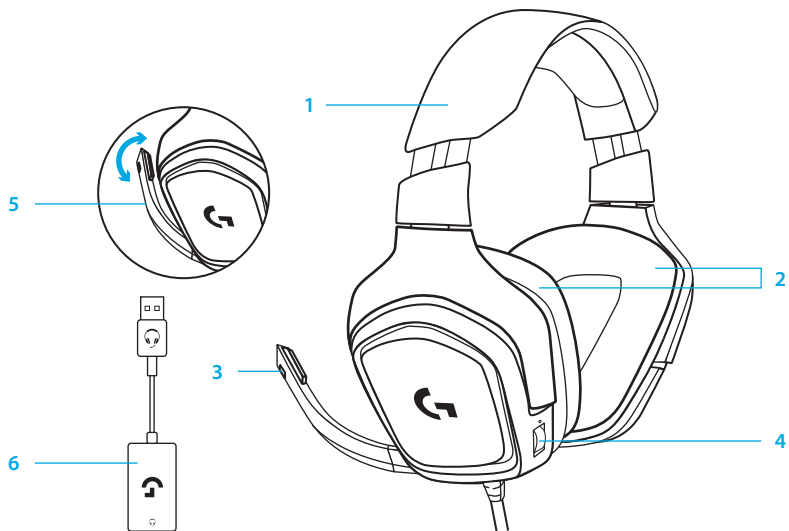
1. Σετ μικροφώνου-ακουστικών για παιχνίδια G432

2. Καλώδιο διαχωρισμού



3. Προσαρμογέας ήχου USB

ΧΑΡΑΚΤΗΡΙΣΤΙΚΑ

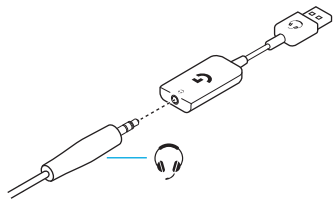


1. Στετ μικροφώνου-ακουστικών
2. Αφαιρούμενα προστατευτικά αυτιού
3. Μικρόφωνο

4. Ρύθμιση έντασης ήχου
5. Σίγηση του μικροφώνου με αναδίπλωση
6. Προσαρμογέας ήχου USB

ΡΥΘΜΙΣΗ

1

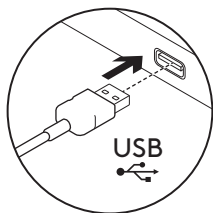


2



www.logitech.com/support/g432

3

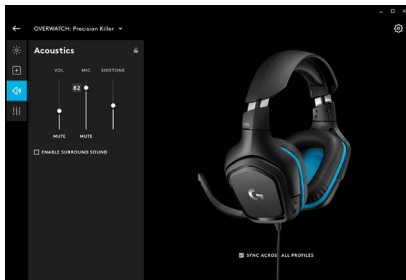


4



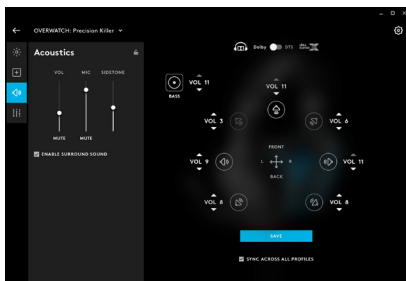
Για βέλτιστη εμπειρία, ανοίξτε το λογισμικό G432.

ΑΛΛΑΓΗ ΡΥΘΜΙΣΕΩΝ ΣΕΤ ΜΙΚΡΟΦΩΝΟΥ-ΑΚΟΥΣΤΙΚΩΝ



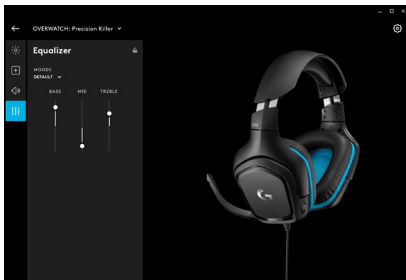
Ακουστική

- ΣΕΤ μικροφώνου-ακουστικού και ένταση μικροφώνου



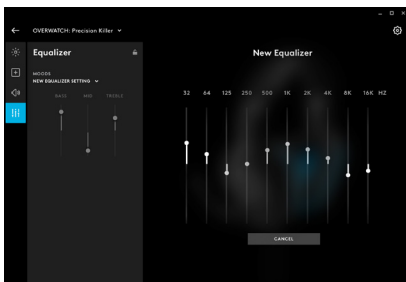
Ήχος Surround

- DTS Headphone: X 2.0



Ισοσταθμιστής

- Στοιχεία ελέγχου για μπάσα και πρίμα



Προσαρμοσμένος ισοσταθμιστής

- Ρυθμίσεις ισοσταθμιστή (EQ)

КОМПЛЕКТ ПОСТАВКИ

1



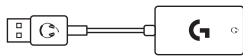
1. Игровая гарнитура G432

2. Кабель-разветвитель

2

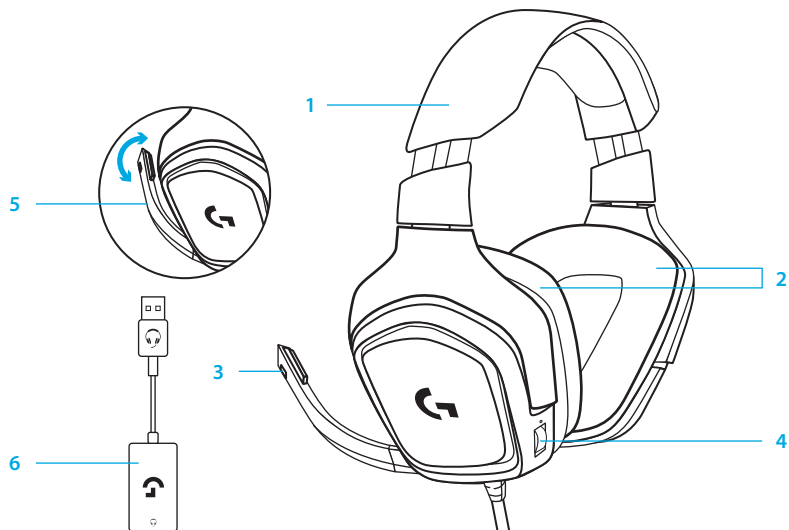


3



3. Переходник USB Audio Adapter

ОСНОВНЫЕ КОМПОНЕНТЫ



1. Гарнитура

2. Съемные амбушюры

3. Микрофон

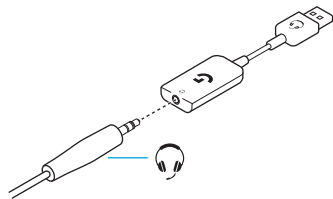
4. Регулятор громкости

5. Микрофон с функцией отключения звука при повороте

6. Переходник USB Audio Adapter

ПОДГОТОВКА К РАБОТЕ

1

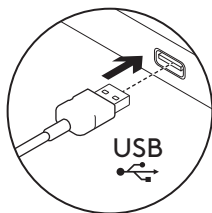


2



www.logitech.com/support/g432

3

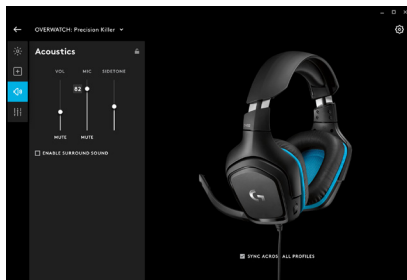


4



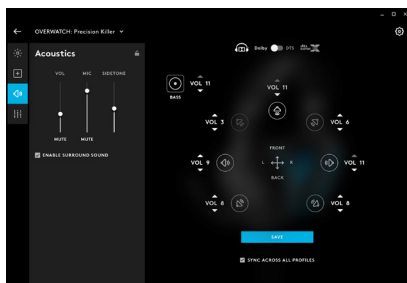
Для достижения оптимального качества звучания используйте ПО гарнитуры G432.

ИЗМЕНЕНИЕ НАСТРОЕК ГАРНИТУРЫ



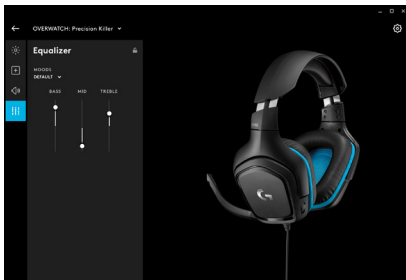
Акустика

- Громкость гарнитуры и микрофона



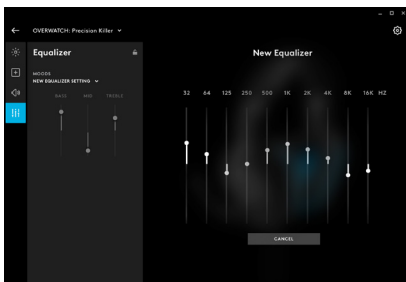
Технология объемного звучания

- DTS Headphone: X 2.0



Эквалайзер

- Регулировка низких и высоких частот



Пользовательский эквалайзер


- Параметры эквалайзера

ZAWARTOŚĆ ZESTAWU

1

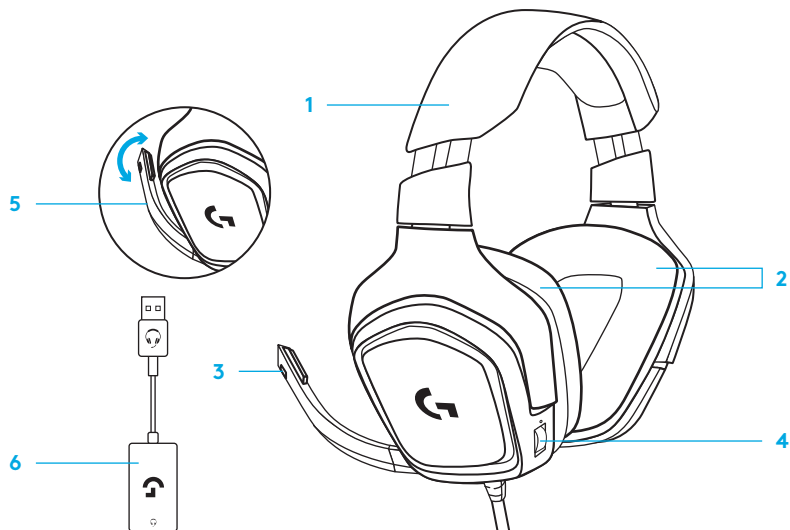


1. Zestaw słuchawkowy do gier G432
2. Rozgałęziacz



3. Adapter audio USB

FUNKCJE

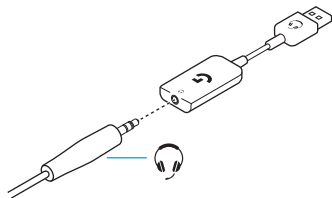


1. Zestaw słuchawkowy
2. Zdejmowane nakładki słuchawek
3. Mikrofon

4. Sterowanie głośnością
5. Mikrofon z funkcją wyciszenia
6. Adapter audio USB

KONFIGURACJA

1

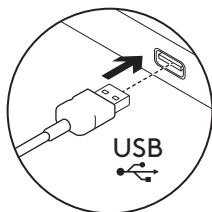


2



www.logitech.com/support/g432

3

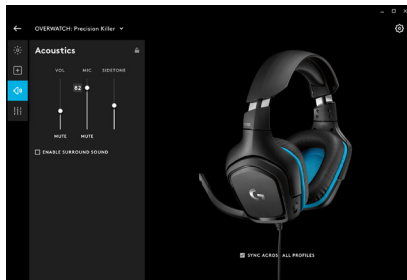


4



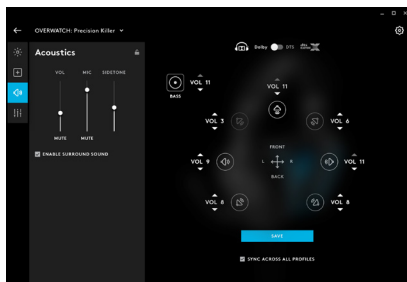
Uruchom oprogramowanie G432, aby w pełni wykorzystać możliwości urządzenia.

ZMIANA USTAWIENÍ ZESTAWU SŁUCHAWKOWEGO



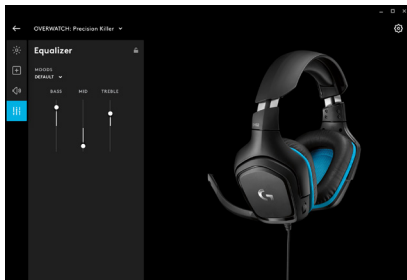
Akustyka

- Głośność zestawu słuchawkowego i mikrofonu



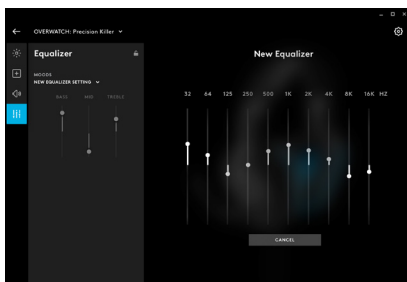
Dźwięk przestrzenny

- DTS Headphone: X 2.0



Korektor

- Regulacja basów i sopranów



Niestandardowy korektor

- Ustawienia korektora

A CSOMAG TARTALMA

1



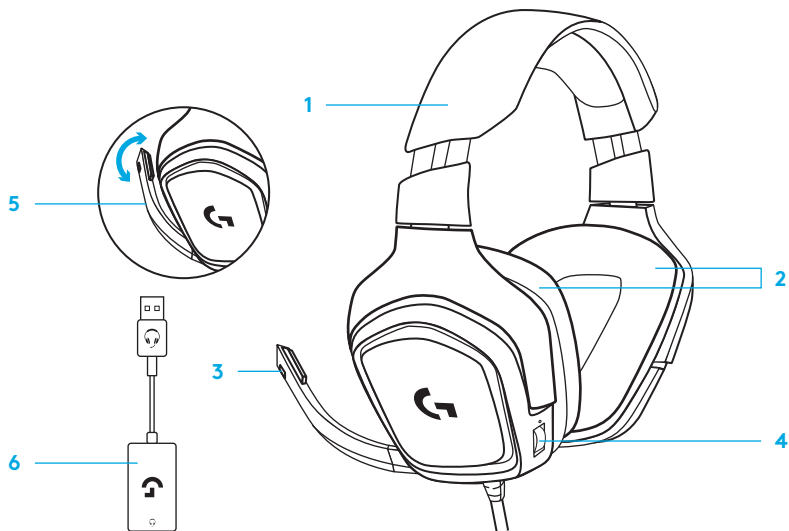
1. G432 játékhoz tervezett mikrofonos fejhallgató

2. Osztókábel



3. USB-audioadapter

JELLEMZŐK

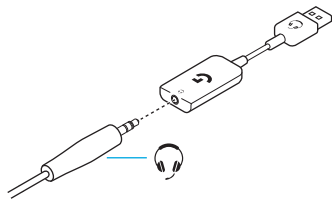


1. Mikrofonos fejhallgató
2. Cserélhető fülpárnák
3. Mikrofon

4. Hangerőszabályzó
5. Mikrofon némitása átbillentéssel
6. USB-audioadapter

ÜZEMBE HELYEZÉS

1

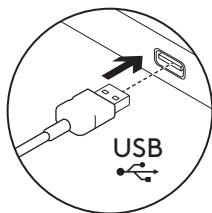


2



www.logitech.com/support/g432

3

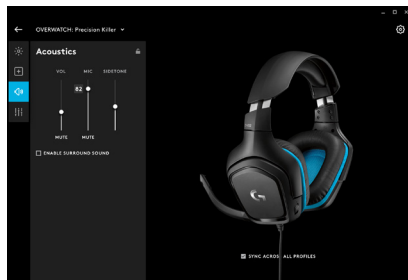


4



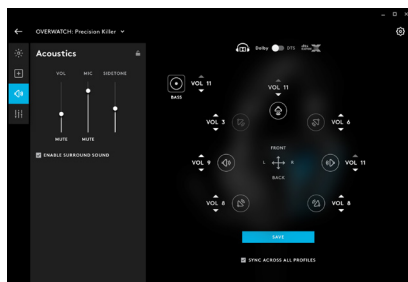
A legnagyobb élményhez futtassa a G432 szoftvert.

A MIKROFONOS FEJHALLGATÓ BEÁLLÍTÁSAINAK MÓDOSÍTÁSA



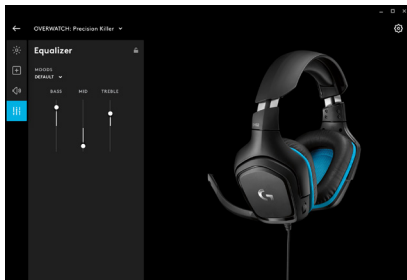
Akusztika

- A fejhallgató és a mikrofon hangereje



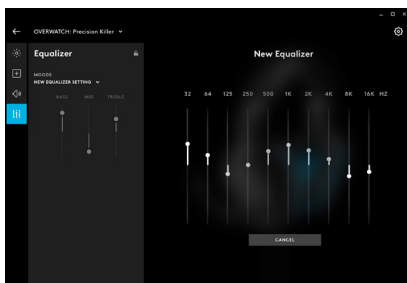
Térhatású hang

- DTS Headphone: X 2.0



Hangszínszabályzó

- Basszus- és magashangszabályzók



Egyedi hangszínszabályzó

- A hangszínszabályzó beállításai

OBSAH BALENÍ

1

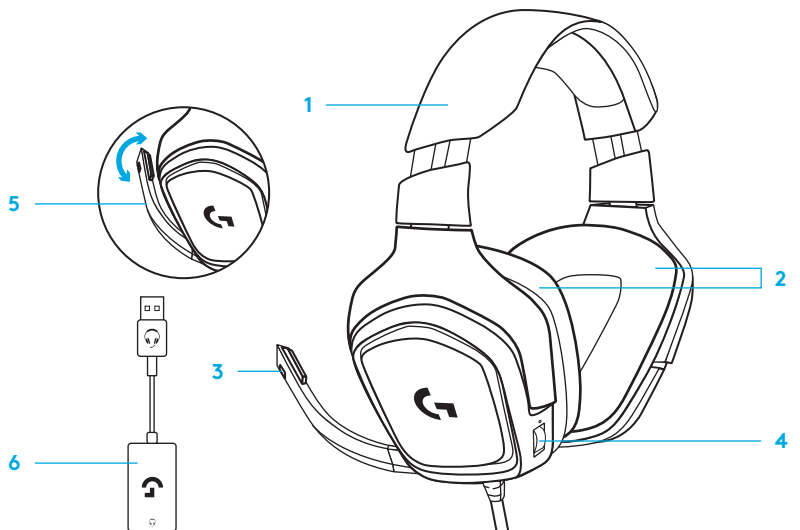


1. Herní náhlavní souprava G432
2. Rozbočovací kabel



3. USB audio adaptér

FUNKCE



1. Náhlavní souprava

2. Odnímatelné náušníky

3. Mikrofon

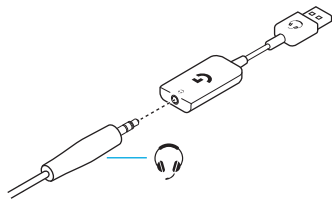
4. Ovládání hlasitosti

5. Mikrofon s funkcí ztlumení sklopením

6. USB audio adaptér

INSTALACE

1

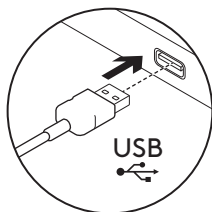


2



www.logitech.com/support/g432

3

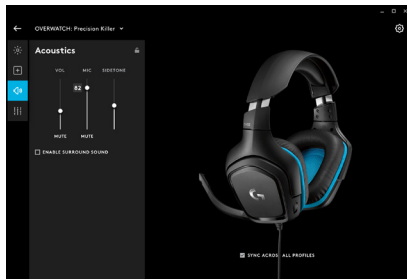


4



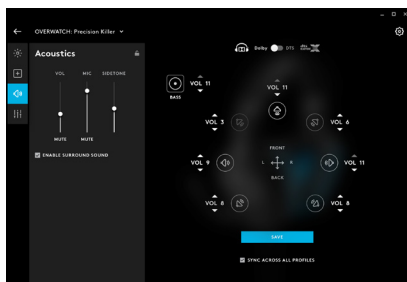
Nejllepších výsledků dosáhnete po spuštění softwaru soupravy G432.

ÚPRAVA NASTAVENÍ NÁHLAVNÍ SOUPRAVY



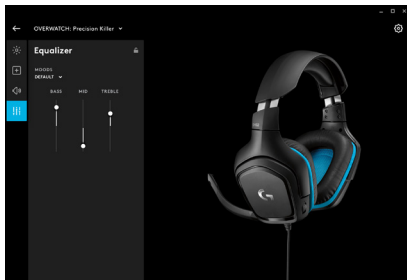
Akustika

- Hlasitost soupravy a mikrofonu



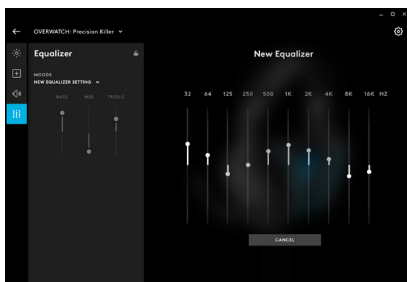
Prostorový zvuk

- DTS Headphone: X 2.0



Ekvalizér

- Ovládání basů a výšek



Vlastní ekvalizér

- Nastavení EQ


OBSAH BALENIA

1



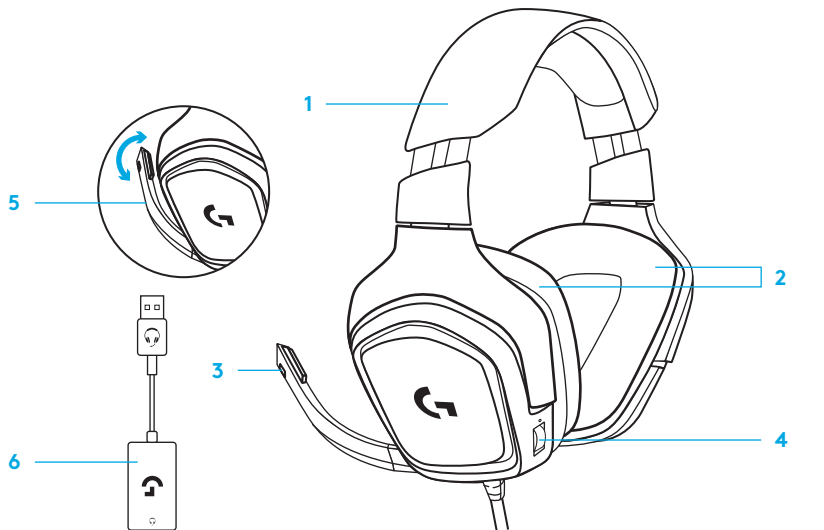
1. Herné slúchadlá g432

2. Rozbočovací kábel



3. USB audio adaptér

FUNKCIE



1. Náhlavná súprava

2. Odnímateľné náušníky

3. Mikrofón

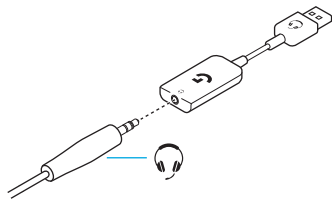
4. Ovládanie hlasitosti

5. Mikrofón s funkciou stlmenia sklopením

6. USB audio adaptér

NASTAVENIE

1

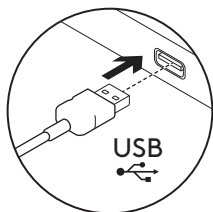


2



www.logitech.com/support/g432

3

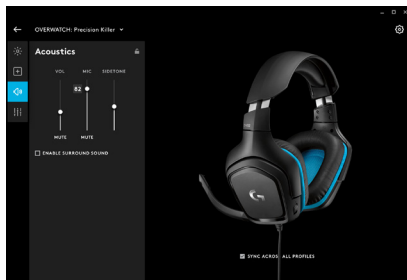


4



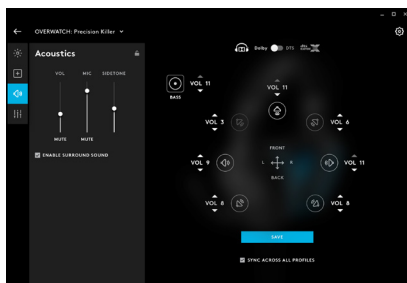
Najlepšie výsledky dosiahnete po spustení softvéru slúchadiel G432.

ÚPRAVA NASTAVENÍ NÁHLAVNEJ SÚPRAVY



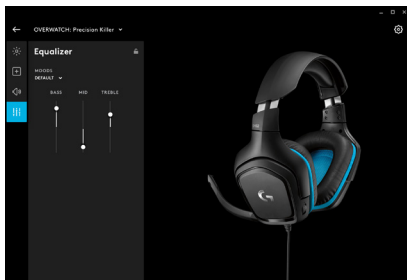
Akustika

- Hlasitosť súpravy a mikrofónu



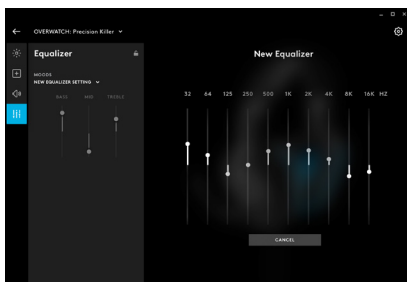
Priestorový zvuk

- DTS Headphone: X 2.0



Ekvalizér

- Ovládanie basov a výšok



Vlastný ekvalizér

- Nastavenie EQ

КОМПЛЕКТ ПОСТАВКИ

1

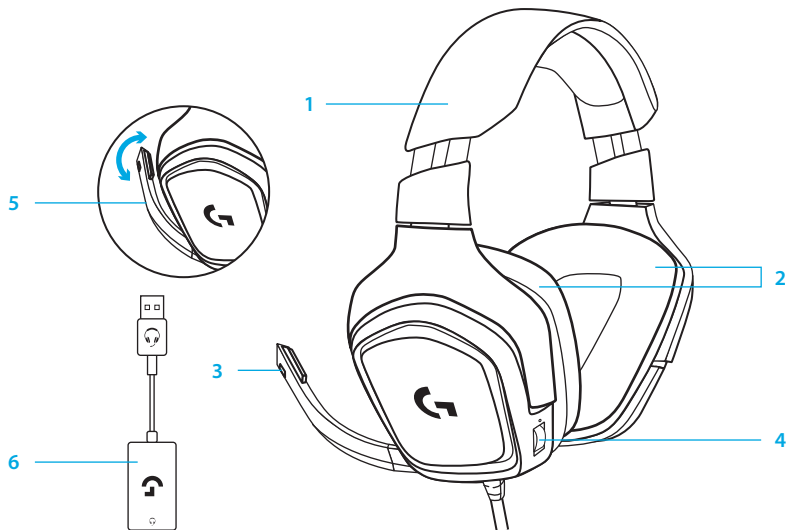


1. Ігрова гарнітура G432
2. Кабель-розгалужувач



3. Адаптер USB Audio Adapter

ХАРАКТЕРИСТИКИ



1. Гарнітура

2. Знімні амбушури

3. Мікрофон

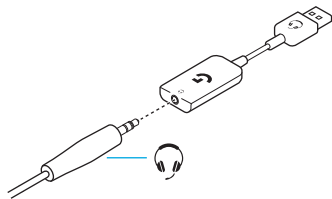
4. Регулятор гучності

5. Мікрофон із функцією вимкнення звуку під час повороту

6. Адаптер USB Audio Adapter

ПІДГОТОВКА ДО РОБОТИ

1

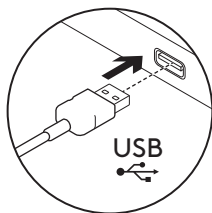


2



www.logitech.com/support/g432

3

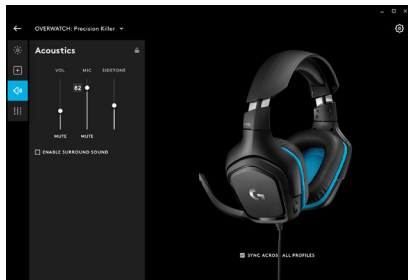


4



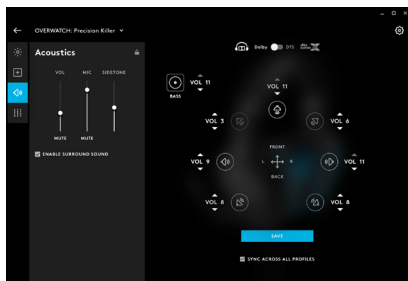
Щоб досягти оптимальної якості звучання, використовуйте ПЗ гарнітури G432.

ЗМІНЕННЯ НАЛАШТУВАНЬ ГАРНІТУРИ



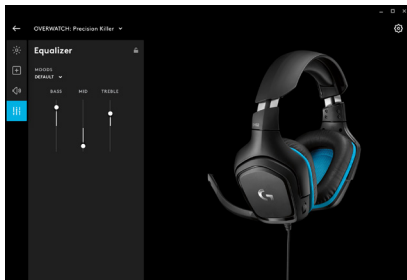
Акустика

- Гучність гарнітури та мікрофона



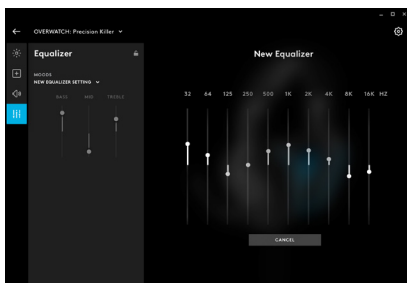
Технологія об'ємного звучання

- DTS Headphone: X 2.0



Еквалайзер

- Регулювання низьких і високих частот



Настроюваний еквалайзер


- Параметри еквалайзера

KARBI SISU

1

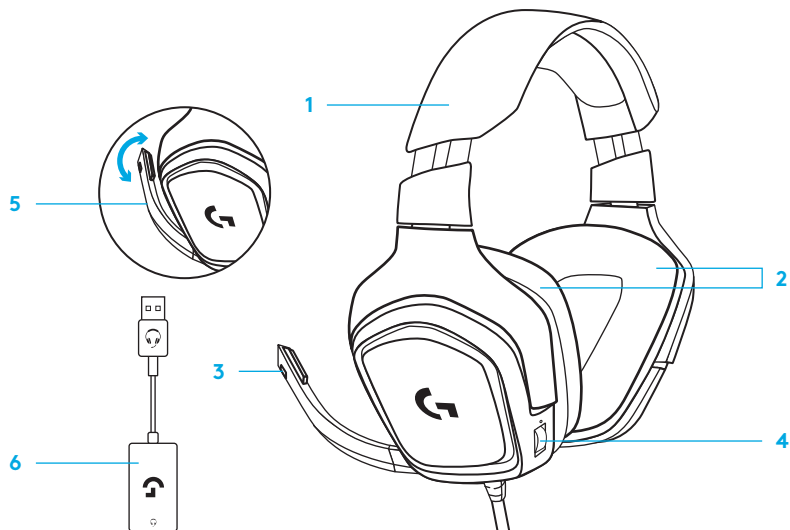


1. Mängupeakomplekt G432
2. Jaoturkaabel



3. USB-heliadapter

KIRJELDUS



1. Peakomplekt

2. Eemaldatavad kõrvapadjad

3. Mikrofon

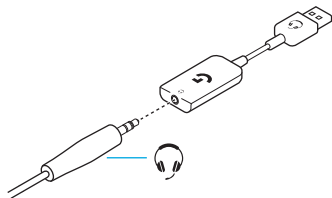
4. Helitugevuse regulaator

5. Keeramisel vaigistuv mikrofon

6. USB-heliadapter

SEADISTAMINE

1

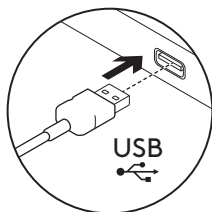


2



www.logitech.com/support/g432

3

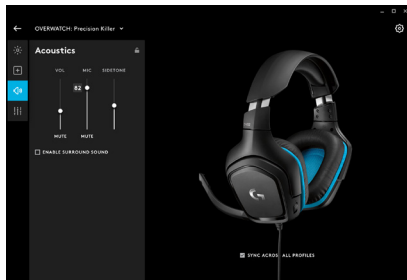


4



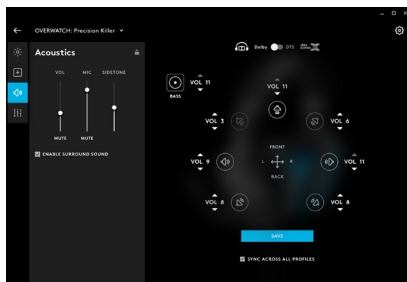
Parima kasutuskogemuse tagamiseks
käivitage G432 tarkvara.

KÕRVAKLAPISEADETE MUUTMINE



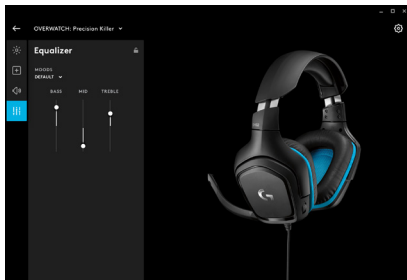
Akustika

- Kõrvaklapi ja mikrofoni helitugevus



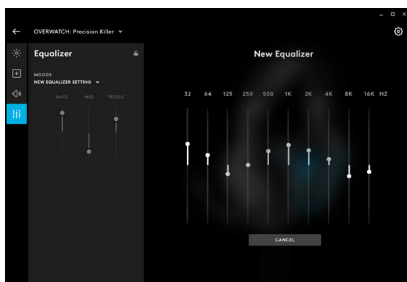
SurroundSound

- DTS Headphone: X 2.0



Ekvalaiser

- Bassi- ja kõrgete helide juhtimine



Kohandatud ekvalaiser


- EQ seeded

IEPAKOJUMA SATURS

1.

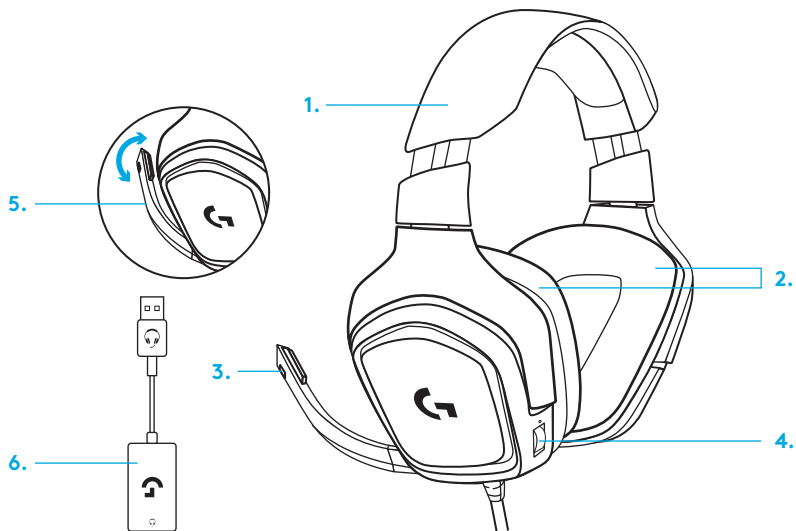


1. G432 datospēju austiņas
2. Pārveidotājs



3. USB audiosignāla adaptēris

APRAKSTS

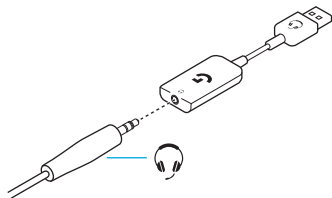


1. Austiņas
2. Noņemams ausiņu polsterējums
3. Mikrofons

4. Skaļuma vadīklas
5. Atloki, lai izslēgtu mikrofonu
6. USB audiosignāla adapteris

UZSTĀDĪŠANA

1.

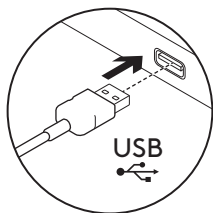


2.



www.logitech.com/support/g432

3.

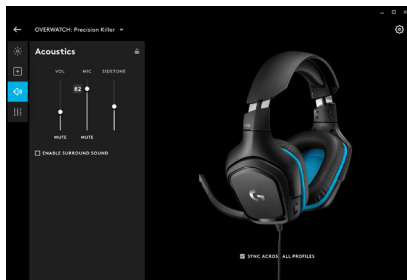


4.



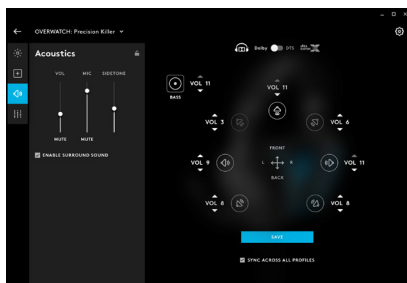
Labākam sniegunam palaidiet G432 programmatūru.

AUSTIŅU IESTATĪJUMU MAIŅA



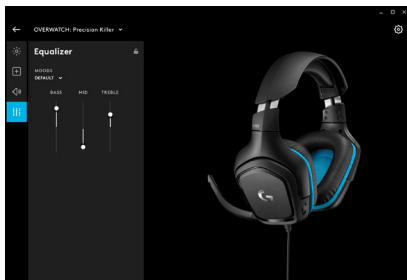
Akustika

- Austiņu un mikrofona skaļums



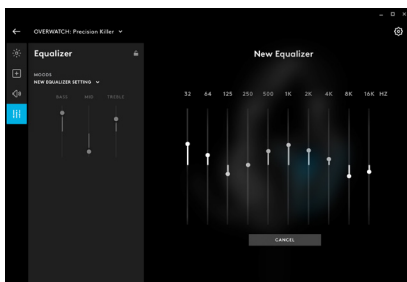
SurroundSound

- DTS Headphone: X 2.0



Ekvalaizers

- Zemo un augsto frekvenču pārvaldīšanai



Pielāgots ekvalaizers

- Ekvalaizera iestatījumi

DĖŽUTĖJE RASITE

1

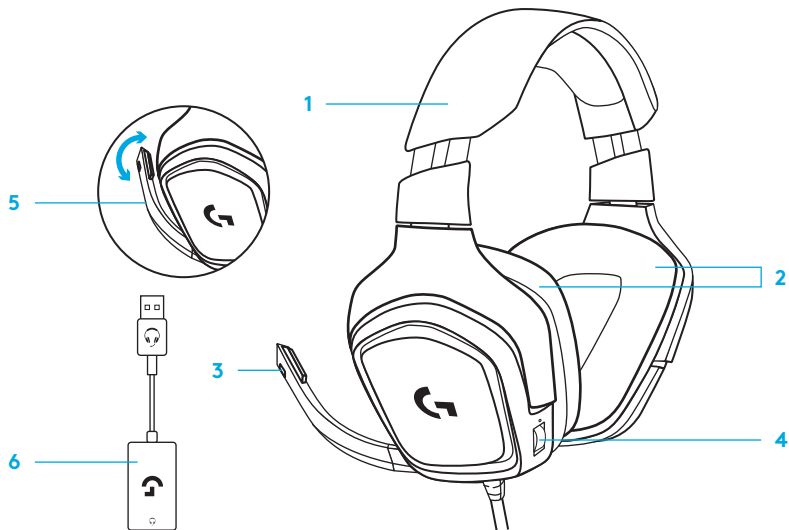


1. G432 ausinės žaidimams
2. Skirstytuvo kabelis



3. USB garso adapteris

FUNKCIJOS



1. Ausinės

2. Nuimamos pagalvėlės

3. Mikrofonas

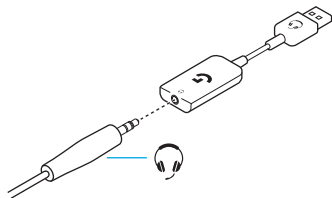
4. Garsumo valdymas

5. Apverskite mikrofonui nutildyti

6. USB garso adapteris

NUSTATYMAS

1

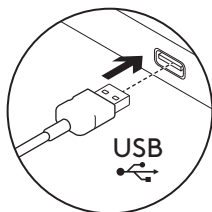


2



www.logitech.com/support/g432

3

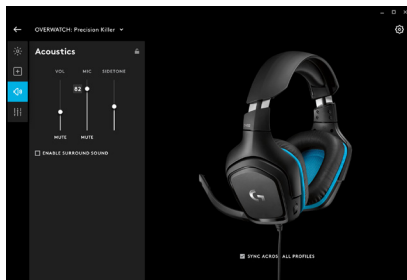


4



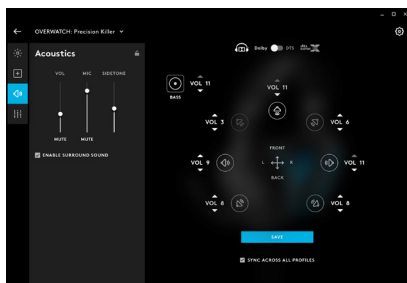
Paleiskite G432 programinę įrangą geriausiai patirčiai užtikrinti.

KEIČIAMAI AUSINIŲ NUSTATYMAI



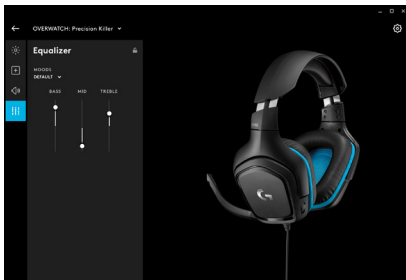
Akustika

- Ausinės ir mikrofono garsas



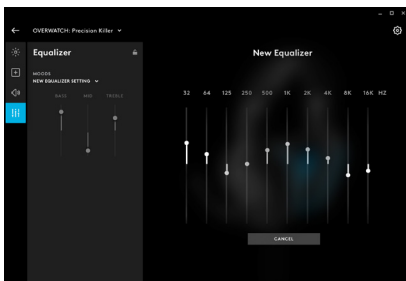
Erdvinis garsas

- DTS ausinės: X 2.0



Glodintuvas

- Žemųjų ir aukštųjų tonų valdymas



Pasirinktinis glodintuvas

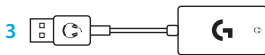
- EQ nustatymai

СЪДЪРЖАНИЕ НА КУТИЯТА

1

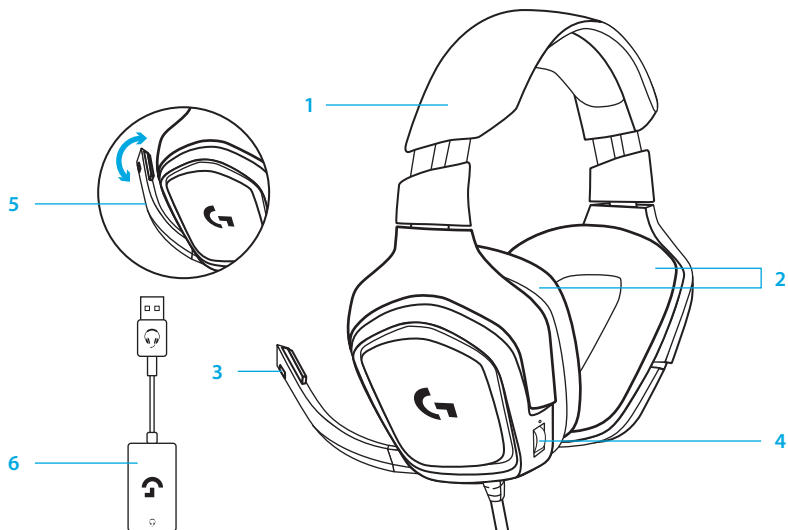


1. Слушалки за геймъри G432
2. Сплитер кабел:



3. USB аудио адаптер

ФУНКЦИИ



1. Слушалки

2. Подвижни възглавнички за уши

3. Микрофон

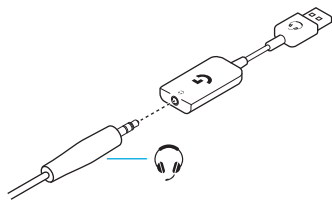
4. Управление на силата на звука

5. Завъртете, за да заглушите микрофона

6. USB аудио адаптер

НАСТРОЙКА

1

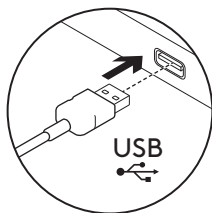


2



www.logitech.com/support/g432

3

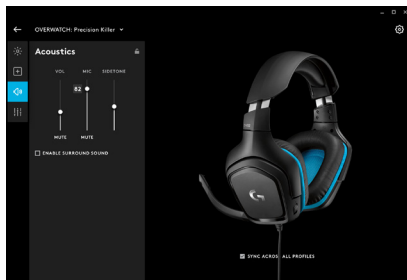


4



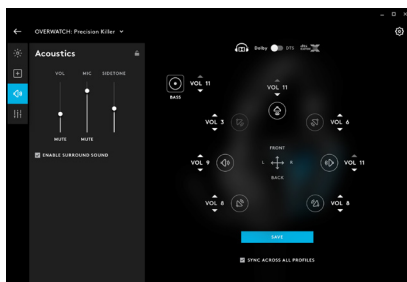
Стартирайте софтуер Start G432
за най-добър опит.

ПРОМЯНА НА НАСТРОЙКИТЕ НА СЛУШАЛКИТЕ



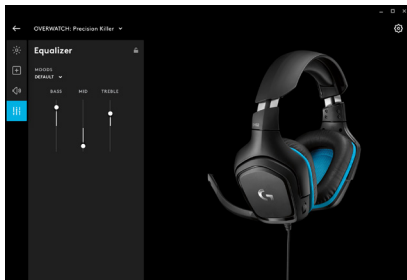
Акустика

- Сила на звука на слушалките и микрофона



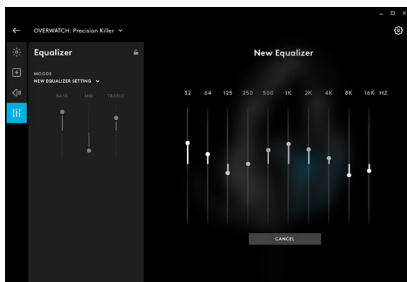
SurroundSound

- DTS слушалки: X 2.0



Еквалайзер

- Контрол на басите и високите честоти



Персонализиран еквалайзер


- Настройки на EQ

ŠTO JE U KUTIJI

1

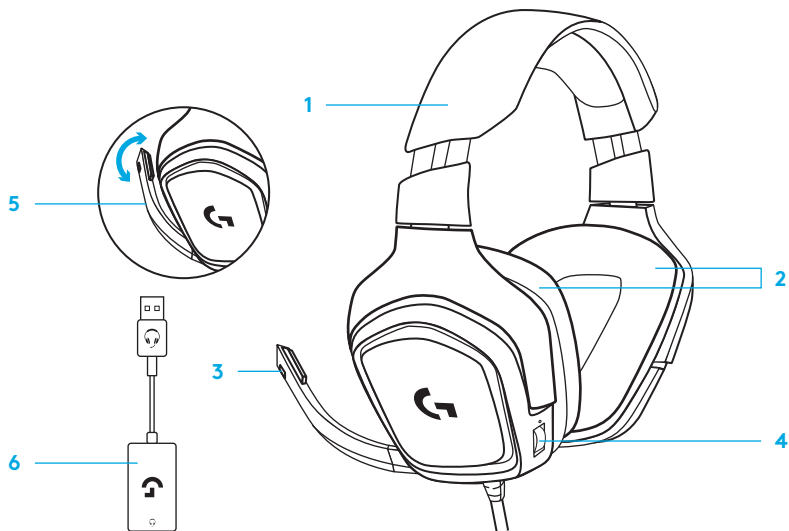


1. G432 slušalice za igre
2. Razdjelni kabel



3. USB adapter za zvuk

ZNAČAJKE



1. Slušalice

2. Skidljivi jastučići za slušalice

3. Mikrofon

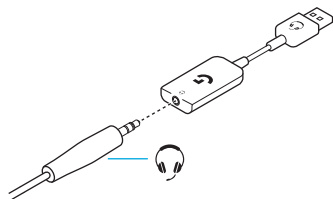
4. Kontrola glasnoće

5. Dodirnite za utišavanje mikrofona

6. USB adapter za zvuk

POSTAVLJANJE

1

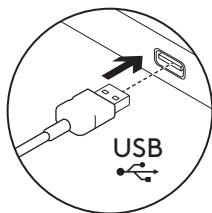


2



www.logitech.com/support/g432

3

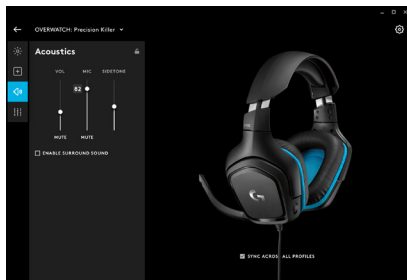


4



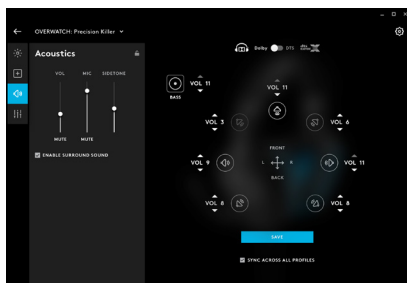
Za najbolji rad pokrenite softver G432.

PROMJENA POSTAVKI SLUŠALICA



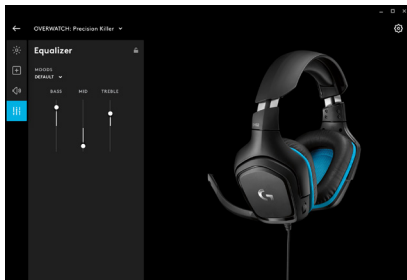
Akustika

- Glasnoća slušalica i mikrofona



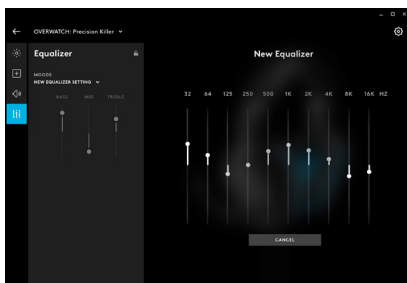
Surround zvuk

- DTS slušalice: X 2.0



Ekvilizator

- Regulacija dubokih i visokih tonova



Prilagođeni ekvilizator

- Postavke ekvilizatora

ŠTA SE NALAZI U KUTIJI

1

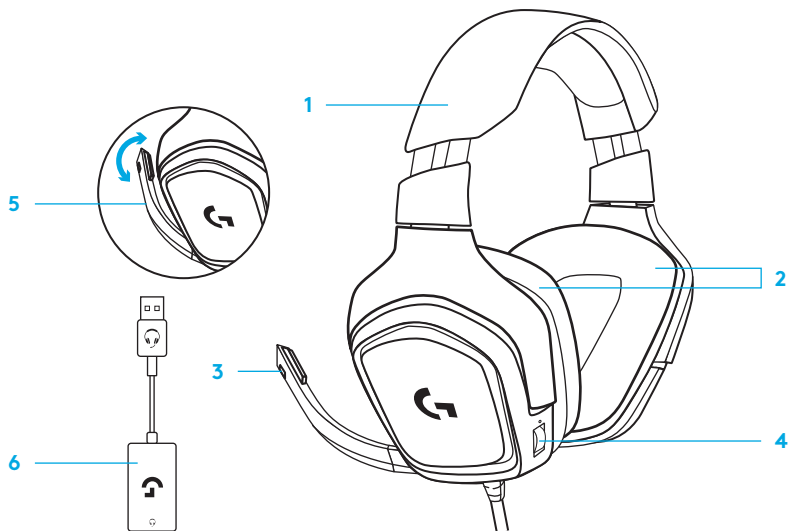


1. G432 slušalice za igranje
2. Razdelni kabl



3. USB audio adapter

FUNKCIJE

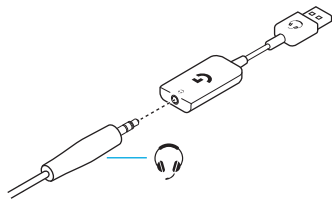


1. Slušalice sa mikrofonom
2. Uklonjivi umeci za uši
3. Mikrofon

4. Kontrola jačine zvuka
5. Okrenite da biste isključili mikrofom
6. USB audio adapter

PODEŠAVANJE

1

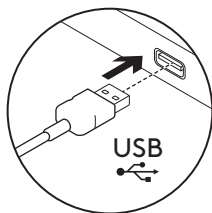


2



www.logitech.com/support/g432

3

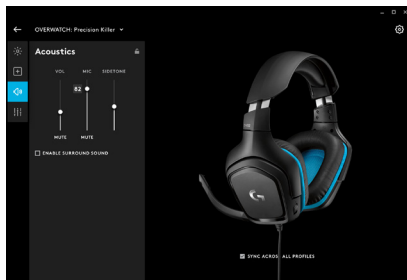


4



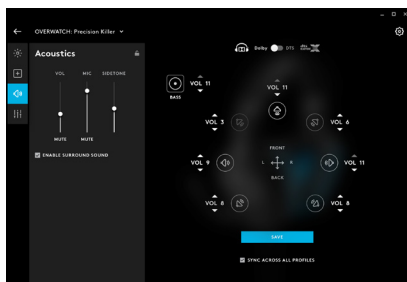
Pokrenite G432 softver za najbolji doživljaj.

MENJANJE POSTAVKI SLUŠALICA



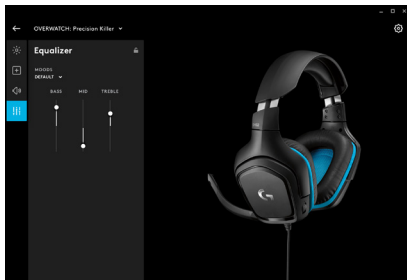
Akustika

- Jačina zvuka slušalica i mikrofona



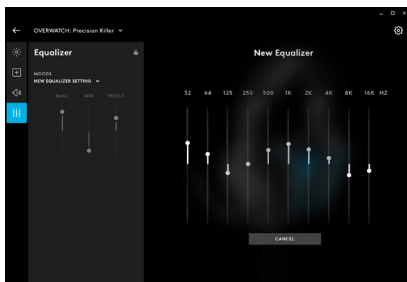
Okružujući zvuk

- DTS slušalice: X 2.0



Ekvilajzer

- Kontrola niskih i visokih tonova



Prilagođeni ekvilajzer

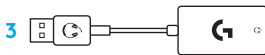
- Postavke ekvilajzera

KAJ JE V ŠKATLI?

1

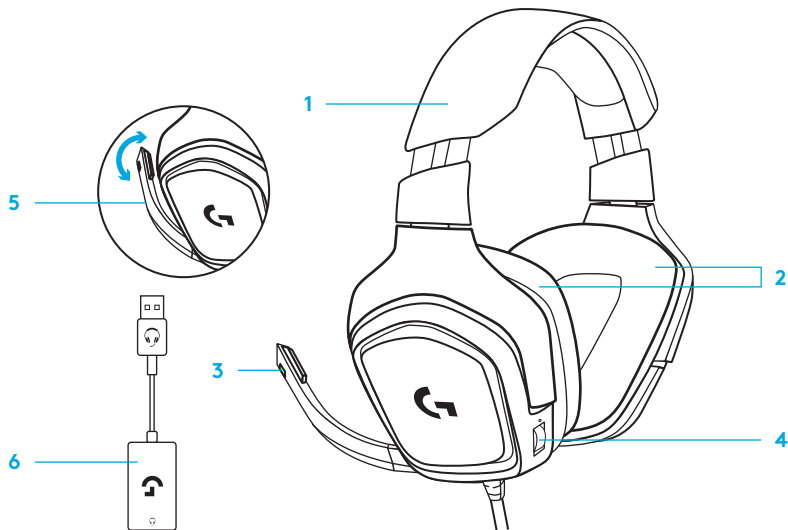


1. Igričarske slušalke z mikrofonom G432
2. Razdelilni kabel



3. Zvočna kartica USB

FUNKCIJE

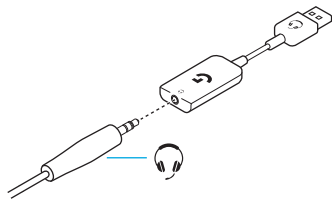


1. Slušalke z mikrofonom
2. Odstranljive ušesne blazinicice
3. Mikrofon

4. Uravnavanje glasnosti
5. Preklopno utišanje mikrofona
6. Zvočna kartica USB

NASTAVITEV

1

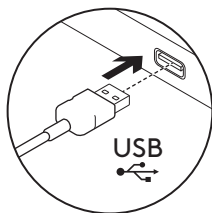


2



www.logitech.com/support/g432

3

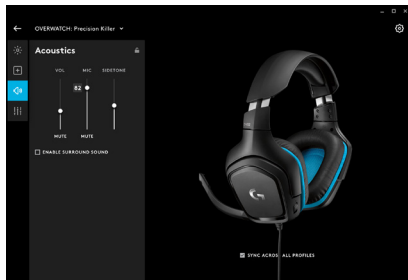


4



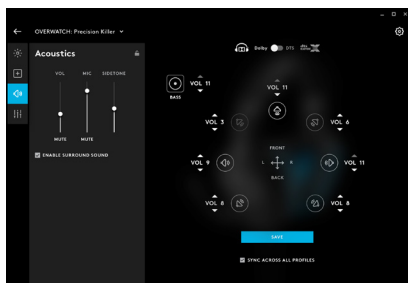
Zaženite programsko opremo G432
za najboljšo izkušnjo.

SPREMINJANJE NASTAVITEV SLUŠALK



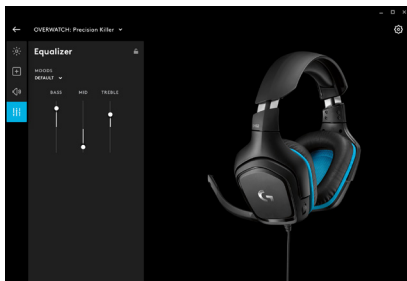
Akustika

- Glasnost slušalk in mikrofona



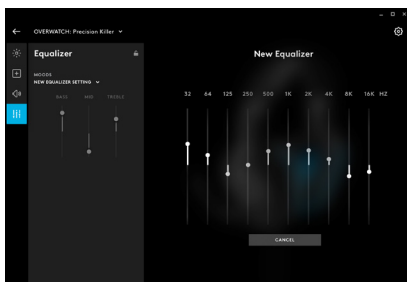
Prostorski zvok

- DTS za slušalke: X 2.0



Izenačevalnik

- Nadzor globokih in visokih tonov



Osebo prilagajanje nastavitev izenačevalnika


- Nastavitve izenačevalnika

CONȚINUTUL CUTIEI

1

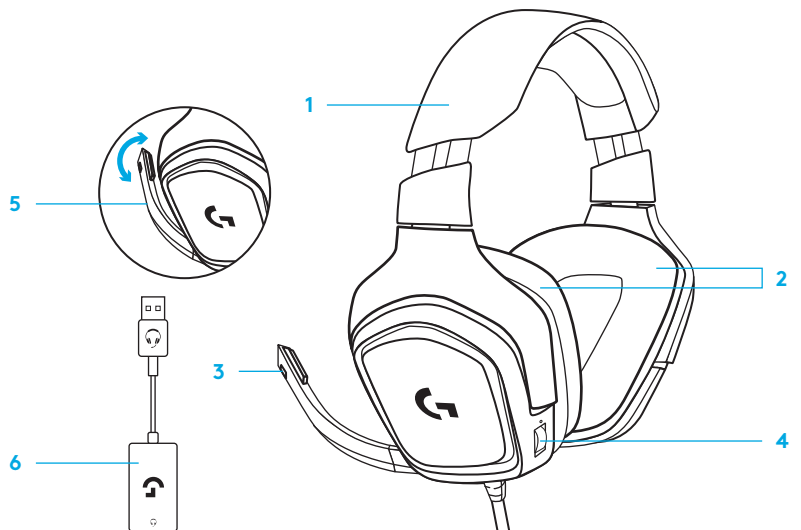


1. Căști G432 pentru jocuri
2. Cablu splitter



3. Adaptor audio USB

CARACTERISTICI



1. Căști

2. Suporturi de urechi detasabile

3. Microfon

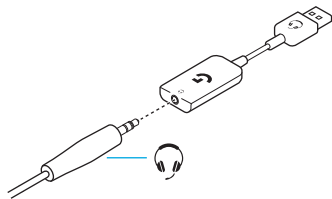
4. Controler de volum

5. Comutator de dezactivat microfonul

6. Adaptor audio USB

INSTALARE

1

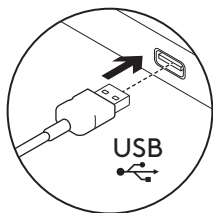


2



www.logitech.com/support/g432

3

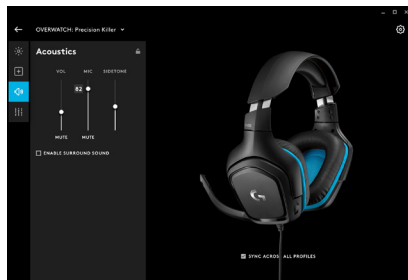


4



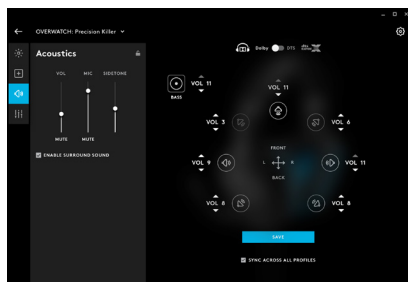
Pentru cea mai bună experiență,
porniți software-ul G432.

SCHIMBAREA SETĂRIILOR CĂȘTII



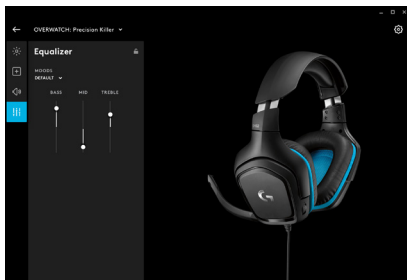
Acustică

- Volumul căștii și al microfonului



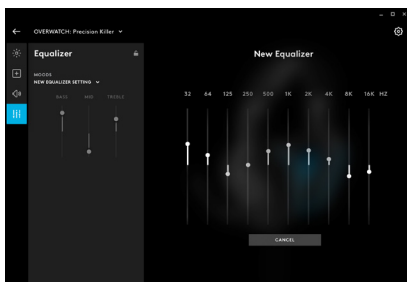
SurroundSound

- Cască DTS: X 2.0



Egalizator

- Controler de bass și înalte



Egalizator personalizat:

- Setări EQ

KUTUNUN İÇİNDEKİLER

1

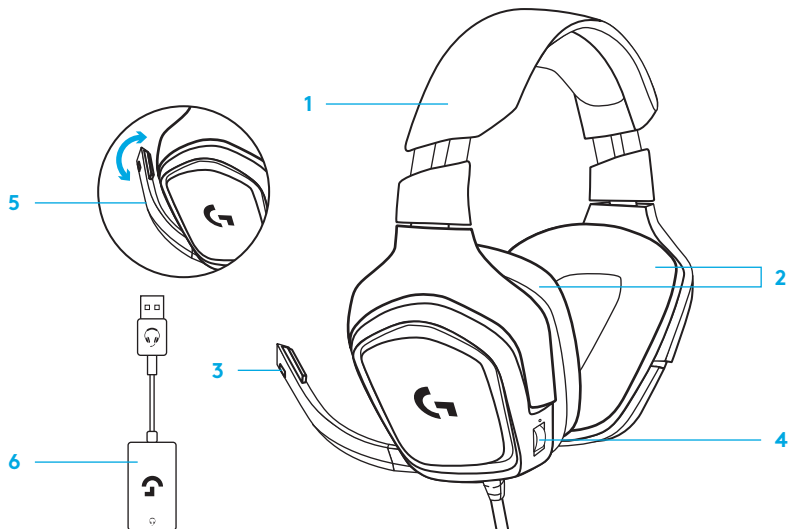


1. G432 Oyun Kulaklıđı
2. Ayrıcı kablo



3. USB ses bađdařtırıcısı

ÖZELLİKLER



1. Kulaklık

2. Çıkarılabilir kulaklık süngerleri

3. Mikrofon

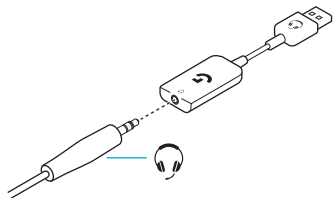
4. Ses denetimi

5. Sesi kapatmak için çevirme özellikli mikrofon

6. USB ses bağdaştırıcısı

KURULUM

1

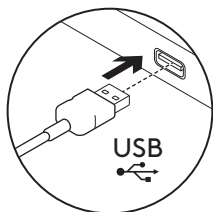


2



www.logitech.com/support/g432

3

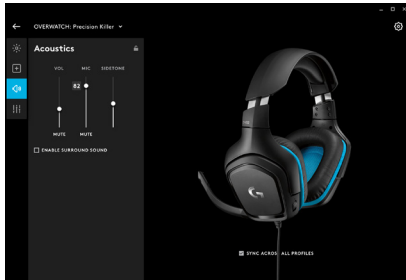


4



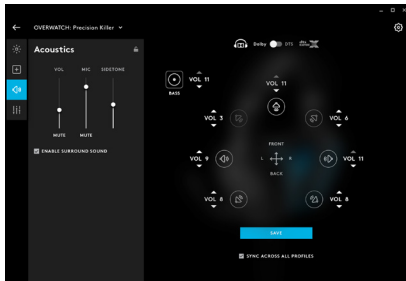
En iyi deneyim için G432 yazılımını başlatın.

KULAKLIK AYARLARINI DEĞİŞTİRME



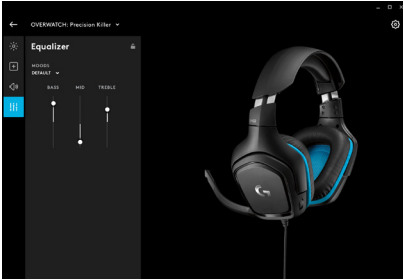
Akustik

- Kulaklık ve mikrofon sesi



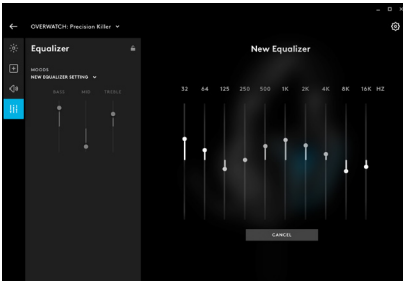
SurroundSes

- DTS Kulaklık: X 2.0



Ekolayzer

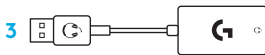
- Bas ve tiz denetimi



Özel Ekolayzer

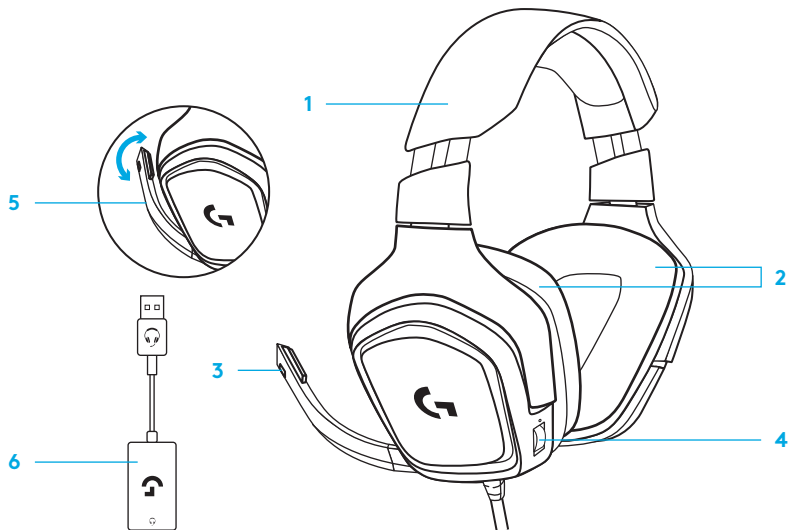
- EQ ayarları

1



3. محول صوت USB

1. سماعة الرأس G432 المخصصة للألعاب
2. كبل مُقسَّم



4. وحدة التحكم في مستوى الصوت

5. قلب لكتم الميكروفون

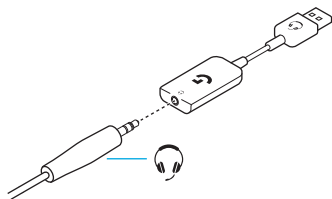
6. محول صوت USB

1. سماعة الرأس

2. وسائد أذن قابلة للإزالة

3. ميكروفون

1

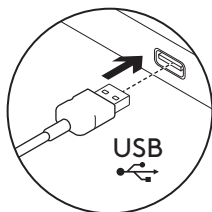


2



www.logitech.com/support/g432

3



4

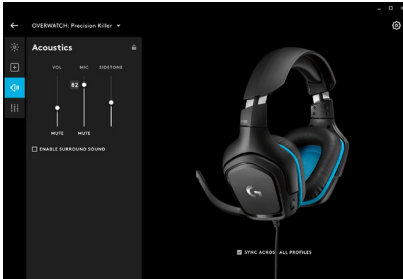


ابدأ تشغيل برنامج G432 للحصول على أفضل تجربة.

تغيير إعدادات سماعة الرأس

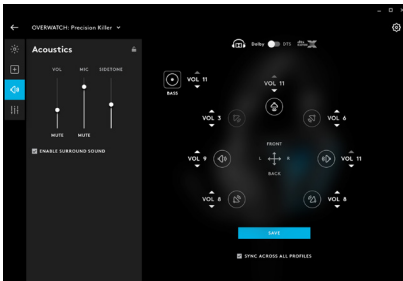
الصوتيات

- سماعة الرأس ومستوى صوت الميكروفون

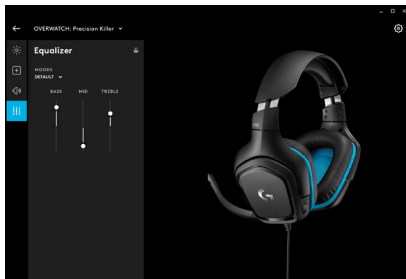


صوت محيطي

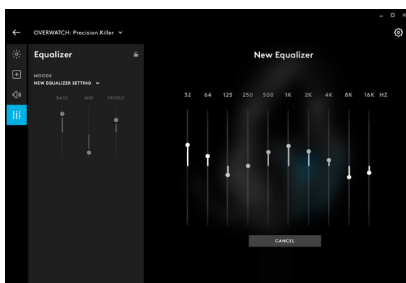
- سماعة رأس DTS: X 2.0



- المعادل
- وحدة التحكم في الجهير والصوت الثلاثي




- المعادل المخصص
- إعدادات EQ



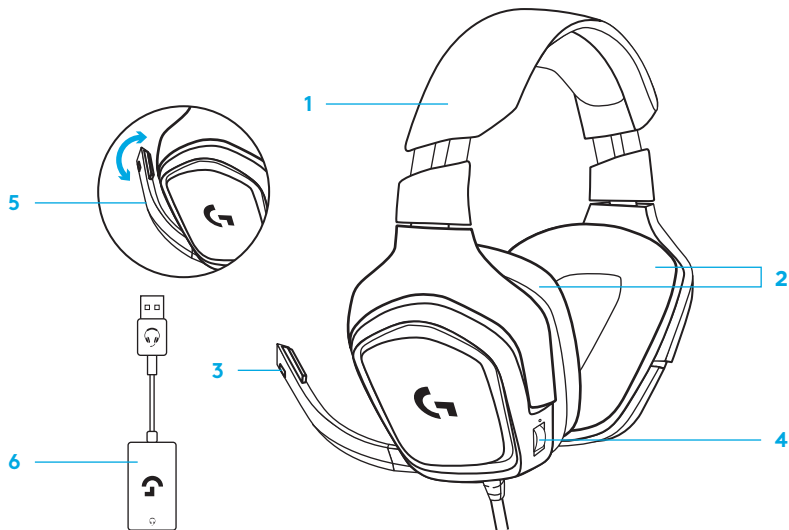
1



3. מתאם שמע USB



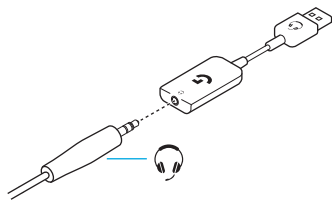
1. אוזניות גיימינג G432
2. כבל מפצל



4. שליטה על עוצמת הקול
 5. הפוך על מנת להשתיק את המיקרופון
 6. מתאם שמע USB

1. אזניות
 2. כריות אוזניים נשלפות
 3. מיקרופון

1

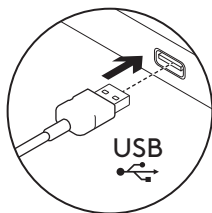


2



www.logitech.com/support/g432

3



4

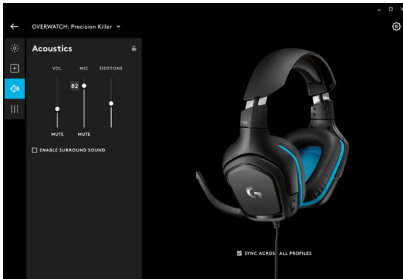


לחווית שימוש אופטימלית, הפעל את תוכנת G.432.

שינוי הגדרות האוזניות

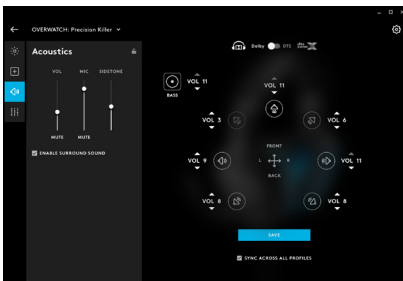
אקוסטיקה

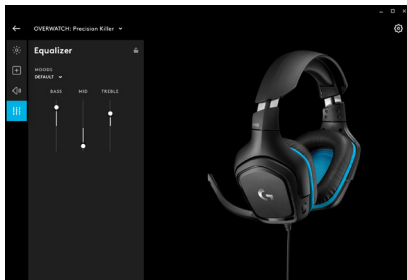
- עוצמת קול של האוזניות והמיקרופון



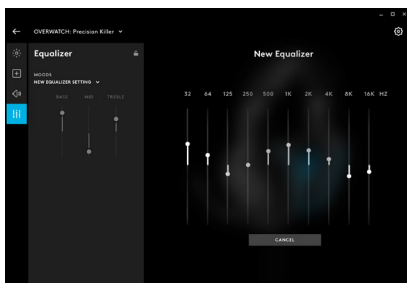
צליל היקפי

- אוזניות DTS X 2.0





• **אקולייזר**
• כיוון באס וטרבל



• **אקולייזר מותאם אישית**
• הגדרות אקולייזר



© 2019 Logitech. Logitech and Logitech G, the Logitech and Logitech G Logos are trademarks or registered trademarks of Logitech Europe S.A. and/or its affiliates in the U.S. and other countries. All other trademarks are the property of their respective owners. Logitech assumes no responsibility for any errors that may appear in this manual. Information contained herein is subject to change without notice.

WEB-621-001197.002